

MYR 2,000,000
INSURANCE COVERED*

*T&C apply

GO SAFE CHOOSE SMART



www.smartcable.com.my





Welcome To Smart Cable

Since its incorporation in 2010, Smart Cable (M) Sdn Bhd has been a leading Malaysia-based cable manufacturer and supplier for the regional market. We are a manufacturer specialist and supplier of Low Voltage Cable.

In 2020, we relocated to an expanded 230,000 sqft manufacturing facility in Semenyih, Malaysia, demonstrating our long-term commitment to continuously invest in our cable manufacturing capacity.


In addition to our certification of ISO 9001, our persistent effort to provide quality control processes have been recognised. We are also accredited by the following:

- (IEC) International Standard;
- (MS) Malaysia Standard;
- (SS) Singapore Standard
- Singapore TUV SUV PSB Product Certification Mark;
- SIRIM QAS International Sdn Bhd Product Certification License.

We strive to meet our customers' needs and offer tailored made solutions to your problems. Our products undergo rigorous quality tests and are recognised for its efficiency and durability. We are committed to building a safe, robust and innovative working environment. Following our company motto, we believe in sustainability and made great strides in producing eco-friendly cables.

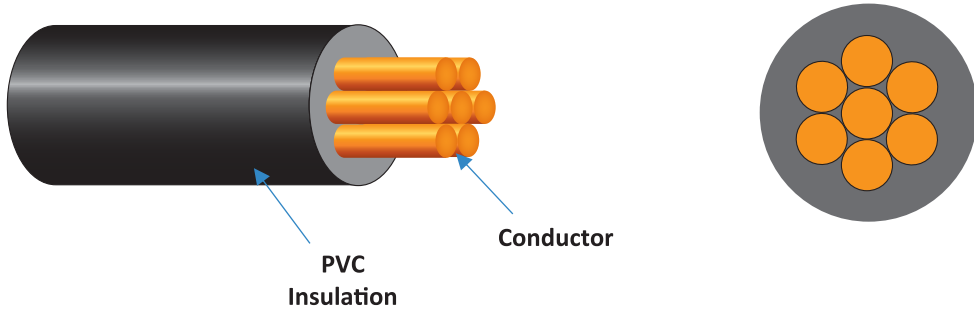
CONTENTS

1	PVC Insulated Non Sheathed Cable	11	2- Core CU / XLPE / SWA / PVC Cable	21	Core CU / PVC / SWA / PVC Cable
2	1- Core CU / PVC / AWA / PVC Cable	12	3- Core CU / XLPE / SWA / PVC Cable	22	Core CU / PVC / SWA / PVC Cable
3	2- Core CU / PVC / AWA / PVC Cable	13	4- Core CU / XLPE / SWA / PVC Cable	23	Core CU / PVC / SWA / PVC Cable
4	3- Core CU / PVC / SWA / PVC Cable	14	1- Core CU / XLPE / PVC Cable	24	Core CU / XLPE / PVC Cable
5	4- Core CU / PVC / SWA / PVC Cable	15	2- Core CU / XLPE / PVC Cable	25	Core CU / XLPE / PVC Cable
6	1- Core CU / PVC / PVC Cable	16	3- Core CU / XLPE / PVC Cable	26	Core CU / XLPE / PVC Cable
7	2- Core CU / PVC / PVC Cable	17	4- Core CU / XLPE / PVC Cable	27	Core CU / XLPE / SWA / PVC Cable
8	3- Core CU / PVC / PVC Cable	18	Core CU / PVC / PVC Cable	28	Core CU / XLPE / SWA / PVC Cable
9	4- Core CU / PVC / PVC Cable	19	Core CU / PVC / PVC Cable	29	Core CU / XLPE / SWA / PVC Cable
10	1- Core CU / XLPE / AWA / PVC Cable	20	Core CU / PVC / PVC Cable	30	Conductor of Insulated Cable



PVC Insulated Non Sheathed Cable

IEC 60227-1; MS 2112-3; SS358-3 - 450/750V



CONDUCTOR			Insulation Thickness	Mean Overall Diameter		Max. Conductor Resistance at 20°C	Min. Insulation Resistance at 70°C	Approx. Weight Per 100 Meter
Cross Sectional Area of Conductor	Nom. Diameter of Wire	Approx. Diameter		Lower Limit	Upper Limit			
mm ²	mm	mm	mm	mm	mm	mm	mm	kg/100m
1.5	7/0.53	1.59	0.7	3.0	3.3	12.1	0.0100	2.15
2.5	7/0.67	2.01	0.8	3.6	4.0	7.41	0.0090	3.35
4	7/0.85	2.55	0.8	4.15	4.6	4.61	0.0077	4.95
6	7/1.04	3.12	0.8	4.72	5.2	3.08	0.0065	6.95
10	7/1.35	4.05	1.0	5.6	6.7	1.83	0.0065	11.67
16	7/1.70	5.10	1.0	6.4	7.8	1.15	0.0050	17.82
25	7/2.14	6.42	1.2	8.1	9.7	0.727	0.0050	28.00
35	7/2.52	7.65	1.2	9.0	10.9	0.524	0.0043	37.60
50	19/1.78	8.90	1.4	10.6	12.8	0.387	0.0043	50.60
70	19/2.14	10.70	1.4	12.1	14.6	0.268	0.0035	71.70
95	19/2.52	12.60	1.6	14.1	17.1	0.193	0.0035	98.70
120	37/2.03	14.21	1.6	15.6	18.8	0.153	0.0032	122.50
150	37/2.25	15.75	1.8	17.3	20.9	0.124	0.0032	151.00
185	37/2.52	17.64	2.0	19.3	23.3	0.0991	0.0032	189.00
240	61/2.25	20.25	2.2	22.0	26.6	0.0754	0.0032	247.00
300	61/2.52	22.68	2.4	24.5	29.6	0.0601	0.0030	308.00



MYR 2,000,000 INSURANCE COVERED
*T & C APPLY




PVC Insulated Non Sheathed Cable

CURRENT-CARRYING CAPACITY (AMP)

Conductor cross-sectional area	Enclosed in conduit in thermally insulating wall etc		Enclosed in conduit on a wall or in trunking ect		Cilpped direct		In free air or on perforated cable tray, horizontal or vertical				
	2 cables, single-phase a.c. or d.c.	3 or 4 cables, three-phase a.c.	2 cables, single-phase a.c. or d.c.	3 or 4 cables, three-phase a.c.	2 cables, single-phase a.c. or d.c. flat & touching	3 or 4 cables, three-phase a.c. flat & touching or trefoil	Touching			Spaced by One diameter	
							2 cables, single-phase a.c. or d.c. flat	3 cables, three-phase a.c. flat	3 cables, three-phase a.c. trefoil	2 cables, single-phase a.c. or d.c. or 3 cables three-phase a.c. flat	Horizontal
1	2	3	4	5	6	7	8	9	10	11	12
mm ²	A	A	A	A	A	A	A	A	A	A	A
1.5	14.5	13.5	17.5	15.5	20	18					
2.5	20	18	24	21	27	25					
4	26	24	32	28	37	33					
6	34	31	41	36	47	43					
10	46	42	57	50	65	59					
16	61	56	76	68	87	76					
25	80	73	101	89	114	104	131	114	110	146	130
35	99	89	125	110	141	129	162	143	137	181	162
50	119	108	151	134	182	167	196	174	167	219	197
70	151	136	192	171	234	214	251	225	216	281	254
95	182	164	232	207	284	261	304	275	264	341	311
120	210	188	269	239	330	303	352	321	308	396	362
150	240	216	300	262	381	349	406	372	356	456	419
185	273	245	341	296	436	400	463	427	409	521	480
240	321	286	400	346	515	472	546	507	485	615	569
300	367	328	458	394	594	545	629	587	561	709	659
400			546	467	694	634	754	689	656	852	795
500			626	533	792	723	868	789	749	982	920
630			720	611	904	826	1005	905	855	1138	1070
800					1030	943	1086	1020	971	1265	1188
1000					1154	1058	1216	1149	1079	1420	1337

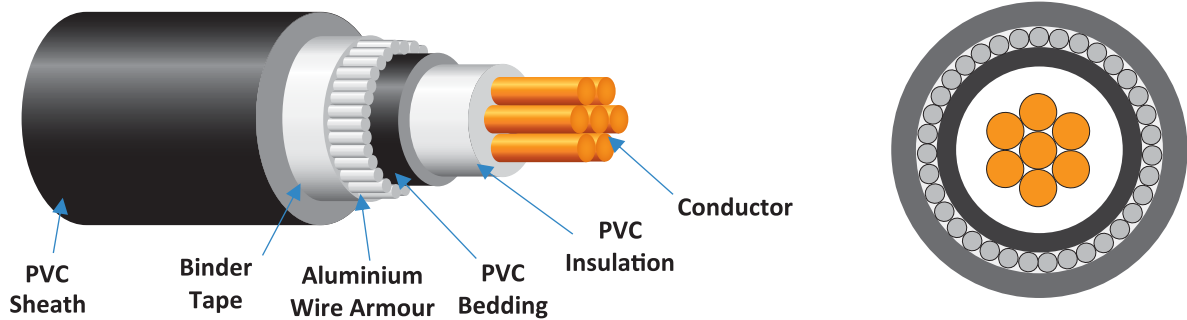
VOLTAGE DROP (PER amp PER METER)

Conductor cross-sectional area	2 Cables d.c.	2 Cables, Single-pase a.c.						3 or 4 Cables, three-phase a.c.																	
		Enclosed in Conduit or trunking	Cilpped direct on trays or in free air				Enclosed in conduit or trunking	Cilpped direct on trays or in free air																	
			Cable touching		Cable spaced*			Cable touching, Trefoil		Cable touching, Flat		Cable spaced*, Flat													
1	2	3	4	5	6	7	8	9	mV/A/m																
mm ²																									
1.5	29		29		29		29		25		25		25		25		25		25		25		25		
2.5	18		18		18		18		15		15		15		15		15		15		15		15		
4	11		11		11		11		9.5		9.5		9.5		9.5		9.5		9.5		9.5		9.5		
6	7.3		7.3		7.3		7.3		6.4		6.4		6.4		6.4		6.4		6.4		6.4		6.4		
10	4.4		4.4		4.4		4.4		3.8		3.8		3.8		3.8		3.8		3.8		3.8		3.8		
16	2.8		2.8		2.8		2.8		2.4		2.4		2.4		2.4		2.4		2.4		2.4		2.4		
		R	X	Z	R	X	Z	R	X	Z	R	X	Z	R	X	Z	R	X	Z	R	X	Z	R	X	Z
25	1.750	1.800	0.33	1.80	1.750	0.200	1.750	1.750	0.29	1.80	1.50	0.29	1.55	1.500	0.175	1.50	1.500	0.25	1.550	1.500	0.32	1.55			
35	1.250	1.300	0.31	1.30	1.250	0.195	1.250	1.250	0.28	1.30	1.10	0.27	1.10	1.100	0.170	1.10	1.100	0.24	1.100	1.100	0.32	1.15			
50	0.930	0.950	0.30	1.00	0.930	0.190	0.950	0.930	0.28	0.97	0.81	0.26	0.85	0.800	0.165	0.82	0.800	0.24	0.840	0.800	0.32	0.86			
70	0.630	0.650	0.29	0.72	0.630	0.185	0.660	0.630	0.27	0.69	0.56	0.25	0.61	0.550	0.160	0.57	0.550	0.24	0.600	0.550	0.31	0.63			
95	0.460	0.490	0.28	0.56	0.470	0.180	0.500	0.470	0.27	0.54	0.42	0.24	0.48	0.410	0.155	0.43	0.410	0.23	0.470	0.400	0.31	0.51			
120	0.360	0.390	0.27	0.47	0.370	0.175	0.410	0.370	0.26	0.45	0.33	0.23	0.41	0.320	0.150	0.36	0.320	0.23	0.400	0.320	0.30	0.44			
150	0.290	0.310	0.27	0.41	0.300	0.175	0.340	0.290	0.26	0.39	0.27	0.23	0.36	0.260	0.150	0.30	0.260	0.23	0.340	0.260	0.30	0.40			
185	0.230	0.250	0.27	0.37	0.240	0.170	0.290	0.240	0.26	0.35	0.22	0.23	0.32	0.210	0.145	0.26	0.210	0.22	0.310	0.210	0.30	0.36			
240	0.180	0.195	0.26	0.33	0.185	0.165	0.250	0.185	0.25	0.31	0.17	0.23	0.29	0.160	0.145	0.22	0.160	0.22	0.270	0.160	0.29	0.34			
300	0.145	0.160	0.26	0.31	0.150	0.165	0.220	0.150	0.25	0.29	0.14	0.23	0.27	0.130	0.140	0.19	0.130	0.22	0.250	0.130	0.29	0.32			
400	0.105	0.130	0.26	0.29	0.120	0.160	0.200	0.115	0.25	0.27	0.12	0.22	0.25	0.105	0.140	0.18	0.105	0.21	0.240	0.100	0.29	0.31			
500	0.086	0.110	0.26	0.28	0.098	0.155	0.185	0.093	0.24	0.26	0.10	0.22	0.25	0.086	0.135	0.16	0.086	0.21	0.230	0.081	0.29	0.30			
630	0.068	0.094	0.25	0.27	0.081	0.155	0.175	0.076	0.24	0.25	0.08	0.22	0.24	0.072	0.135	0.15	0.072	0.21	0.220	0.066	0.28	0.29			
800	0.053				0.068	0.150	0.165	0.061	0.24	0.25				0.060	0.130	0.15	0.060	0.21	0.220	0.053	0.28	0.29			
1000	0.042				0.059	0.150	0.160	0.050	0.24	0.24				0.052	0.130	0.14	0.052	0.20	0.210	0.044	0.28	0.28			



1- Core CU/ PVC / AWA/ PVC Cable

IEC 60502-1; MS 2101 - 600/1000V



CONDUCTOR			Nom. Thick of Insulation	Nom. Thick of Bedding	Nom. Diameter of Armour Wire	Nom. Thick of Sheath	Approx. OD of Cable	Approx. Weight of Cable
Size	Nom. Diameter of Wire	Approx. Diameter						
<i>mm²</i>	<i>mm</i>	<i>mm</i>	<i>mm</i>	<i>mm</i>	<i>mm</i>	<i>mm</i>	<i>mm</i>	<i>kg/km</i>
50	19/1.78 CC	8.50	1.40	1.00	1.25	1.65	19.3	775
70	19/2.14 CC	10.20	1.40	1.00	1.25	1.70	21.3	1020
95	19/2.52 CC	12.00	1.60	1.00	1.25	1.70	23.8	1310
120	37/2.03 CC	13.50	1.60	1.00	1.60	1.75	26.4	1630
150	37/2.25 CC	15.05	1.80	1.00	1.60	1.75	28.4	2010
185	37/2.52 CC	16.85	2.00	1.00	1.60	1.80	30.8	2400
240	61/2.25 CC	19.33	2.20	1.00	1.60	1.90	34.1	3050
300	61/2.52 CC	21.65	2.40	1.00	1.80	1.95	37.5	3720
400	61/2.85 CC	24.48	2.60	1.20	2.00	2.10	42.0	4780
500	61/3.20 CC	27.55	2.80	1.20	2.00	2.15	45.7	5880
630	127/2.52 CC	31.28	2.80	1.20	2.00	2.30	49.1	7450

Notes : CC : Circular Compacted Stranded Conductor (Class 2)



MYR 2,000,000 INSURANCE COVERED

*T & C APPLY



1- Core CU/ PVC / AWA/ PVC Cable


CURRENT-CARRYING CAPACITY (AMP)

Conductor Cross-Sectional Area	Clipped Direct		In free air or on perforated cable tray, horizontal or vertical									Laid Direct In Ground	
	Touching		Touching			Spaced by one cable diameter						Touching	
	2 cables, single-phase a.c. or d.c. flat	3 or 4 cables, three-phase a.c. flat	2 cables, single-phase a.c. or d.c. flat	3 cables, three-phase a.c. flat	3 cables, three-phase a.c. trefoil	2 cables, d.c.		2 cables, single phase a.c.		3 or 4 cables, three- phase a.c.		2 cables 1 phase ac or dc	3 cables 3 phase ac trefoil
						Horizontal	Vertical	Horizontal	Vertical	Horizontal	Vertical		
1	2	3	4	5	6	7	8	9	10	11	12	13	14
mm ²	A	A	A	A	A	A	A	A	A	A	A	A	A
50	193	179	205	189	181	229	216	229	217	230	212	238	203
70	245	225	259	238	231	294	279	287	272	286	263	292	248
95	296	289	313	285	280	357	340	349	332	338	313	349	297
120	342	309	360	327	324	415	396	401	383	385	357	396	337
150	393	352	413	373	373	479	458	449	429	436	405	443	376
185	447	399	469	422	425	548	525	511	489	490	456	497	423
240	525	465	550	492	501	648	622	593	568	566	528	571	485
300	594	515	624	547	567	748	719	668	640	616	578	640	542
400	687	575	723	618	657	885	851	737	707	674	632	708	600
500	763	622	805	673	731	1035	997	810	777	721	676	780	660
630	843	669	891	728	809	1218	1174	983	856	771	723	856	721
800	919	710	976	777	886	1441	1390	943	905	824	772	895	756
1000	975	737	1041	808	945	1685	1627	1008	967	872	816	939	797

VOLTAGE DROP (PER amp PER METER)

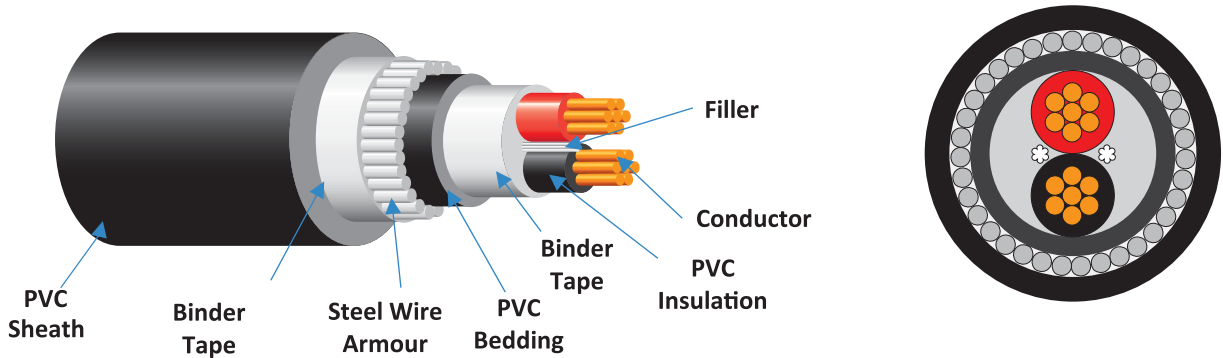
SMART

Conductor cross-sectional area	2 Cables d.c.	Clipped direct, on tray or in free air															Laid Direct in Ground	
		2 Cables, single-phase a.c.						3 or 4 cables, three-phase a.c.									Single-core	
		Touching			Spaced*			Trefoil and touching			Flat and touching			Flat and Spaced*			Trefoil three-phase a.c.	Flat, three-phase a.c.
		1	2	3	4	5	6	7	8	9								
mm ²	mV/A/m																	
		R	X	Z	R	X	Z	R	X	Z	R	X	Z	R	X	Z		
50	0.930	0.930	0.220	0.950	0.920	0.300	0.970	0.800	0.190	0.820	0.790	0.260	0.840	0.790	0.340	0.860	0.820	0.860
70	0.630	0.640	0.210	0.680	0.660	0.290	0.720	0.560	0.180	0.580	0.750	0.250	0.620	0.590	0.320	0.680	0.580	0.680
95	0.460	0.480	0.200	0.520	0.510	0.280	0.580	0.420	0.175	0.450	0.440	0.250	0.500	0.470	0.310	0.570	0.450	0.570
120	0.360	0.390	0.195	0.430	0.420	0.280	0.500	0.330	0.170	0.370	0.360	0.240	0.430	0.400	0.300	0.500	0.370	0.500
150	0.290	0.310	0.190	0.370	0.340	0.270	0.440	0.270	0.165	0.320	0.300	0.240	0.380	0.340	0.300	0.450	0.320	0.450
185	0.230	0.260	0.190	0.320	0.290	0.270	0.390	0.220	0.160	0.270	0.250	0.230	0.340	0.290	0.290	0.410	0.270	0.410
240	0.180	0.200	0.180	0.270	0.230	0.260	0.350	0.175	0.160	0.230	0.200	0.230	0.300	0.240	0.280	0.370	0.230	0.370
300	0.145	0.160	0.180	0.240	0.190	0.260	0.320	0.140	0.155	0.210	0.165	0.220	0.280	0.200	0.280	0.340	0.210	0.340
400	0.105	0.140	0.175	0.220	0.180	0.240	0.300	0.120	0.130	0.195	0.160	0.210	0.280	0.210	0.250	0.320	0.195	0.320
500	0.086	0.120	0.170	0.210	0.165	0.230	0.290	0.105	0.145	0.180	0.145	0.200	0.250	0.190	0.240	0.300	0.180	0.300
630	0.068	0.105	0.165	0.195	0.150	0.220	0.270	0.091	0.145	0.170	0.135	0.195	0.230	0.175	0.220	0.280	0.170	0.280
800	0.053	0.095	0.160	0.185	0.145	0.210	0.250	0.082	0.140	0.160	0.125	0.180	0.220	0.170	0.195	0.260	0.160	
1000	0.042	0.091	0.155	0.180	0.140	0.190	0.240	0.079	0.135	0.155	0.125	0.165	0.210	0.165	0.170	0.240	0.155	



2- Core CU/ PVC / SWA / PVC Cable

IEC 60502-1; MS 2103 - 600/1000V



CONDUCTOR			Nom. Thick of Insulation	Nom. Thick of Bedding	Nom. Diameter of Armour Wire	Nom. Thick of Sheath	Approx. OD of Cable	Approx. Weight of Cable
Size	Nom. Diameter of Wire	Approx. Diameter						
<i>mm²</i>	<i>mm</i>	<i>mm</i>	<i>mm</i>	<i>mm</i>	<i>mm</i>	<i>mm</i>	<i>mm</i>	<i>kg/km</i>
1.5	7/0.53 CS	1.59	0.80	0.90	0.90	1.80	13.9	378
2.5	7/0.67 CS	2.01	0.80	0.90	0.90	1.80	14.8	440
4	7/0.85 CS	2.55	1.00	0.90	0.90	1.80	16.6	556
6	7/1.04 CC	3.12	1.00	0.90	1.25	1.80	18.3	645
10	7/1.35 CC	4.05	1.00	0.90	1.25	1.80	20.5	893
16	7/1.70 CC	5.10	1.00	0.90	1.25	1.80	22.3	1107
25	7/2.14 SS	-	1.20	1.00	1.60	1.80	23.0	1460
35	19/1.53 SS	-	1.20	1.00	1.60	1.80	24.9	1685
50	19/1.78 SS	-	1.40	1.00	1.60	1.90	27.8	2090
70	19/2.14 SS	-	1.40	1.20	1.80	2.00	31.4	2650
95	19/2.52 SS	-	1.60	1.20	2.00	2.20	35.6	3670
120	37/2.03 SS	-	1.60	1.20	2.00	2.30	38.0	4280
150	37/2.25 SS	-	1.80	1.30	2.50	2.40	42.5	5067
185	37/2.52 SS	-	2.00	1.40	2.50	2.60	47.0	6580
240	61/2.25 SS	-	2.20	1.40	2.50	2.80	51.9	8140
300	61/2.52 SS	-	2.40	1.60	2.50	2.90	56.9	9820
400	61/2.85 SS	-	2.60	1.60	2.50	3.20	62.5	11840

Notes : CS : Circular Stranded Conductor (Class 2)
 CC : Circular Compacted Stranded Conductor (Class 2)
 SS : Shaped Stranded Conductor (Class 2)



MYR 2,000,000 INSURANCE COVERED

*T & C APPLY



2- Core CU/ PVC / SWA / PVC Cable


CURRENT-CARRYING CAPACITY (AMP)

Conductor Cross sectional Area	Clipped Direct		On perforated Cable tray or Free air		In single-way duct		Laid Direct in ground	
	1 Two-core Cable, Single-phase a.c or d.c	1 Three or 1 Four-core cable, Three-phase a.c.	1 Two-core Cable, Single-phase a.c or d.c	1 Three or 1 Four-core cable, Three-phase a.c.	1 Two-core cable, single-phase a.c. or d.c.	1 three or 1 four-core cable, three-phase a.c.	1 Two-core Cable, Single-phase a.c or d.c	1 Three or 1 Four-core cable, Three-phase a.c.
1	2	3	4	5	6	7	8	9
mm ²	A	A	A	A	A	A	A	A
1.5	21	18	22	19	26	22	32	27
2.5	28	25	31	26	34	29	41	35
4	38	33	41	35	45	38	55	47
6	49	42	53	45	57	48	69	59
10	67	58	72	62	76	64	92	78
16	89	77	97	83	98	83	119	101
25	118	102	128	110	129	107	158	132
35	145	125	157	135	154	129	190	159
50	175	151	190	163	183	153	225	188
70	222	192	241	207	225	190	277	233
95	269	231	291	251	271	228	332	279
120	310	267	336	290	309	260	377	317
150	356	306	386	332	346	293	422	355
185	405	348	439	378	393	331	478	401
240	476	409	516	445	455	382	551	462
300	547	469	592	510	510	428	616	517
400	621	540	683	590	574	490	693	580

SMART

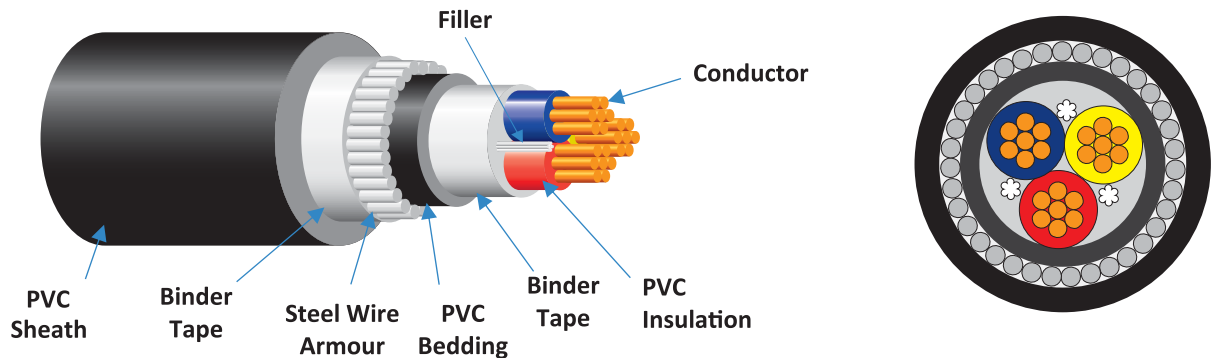
VOLTAGE DROP (PER amp PER METER)

Conductor cross-sectional area	Two-core Cable, d.c.	Two-core Cable, single-phase, a.c.			Three or Four-core Cable, three-phase a.c.		
1	2	3			4		
mm ²	mV/A/m	mV/A/m			mV/A/m		
1.5	29			29			25
2.5	18			18			15
4	11			11			9.5
6	7.3			7.3			6.4
10	4.4			4.4			3.8
16	2.8			2.8			2.4
		R	X	Z	R	X	Z
25	1.750	1.750	0.170	1.75	1.500	0.145	1.500
35	1.250	1.250	0.165	1.25	1.100	0.145	1.100
50	0.930	0.930	0.165	0.94	0.800	0.140	0.810
70	0.630	0.630	0.160	0.65	0.550	0.140	0.570
95	0.460	0.470	0.155	0.50	0.410	0.135	0.430
120	0.360	0.380	0.155	0.41	0.330	0.135	0.350
150	0.290	0.300	0.155	0.34	0.260	0.130	0.290
185	0.230	0.250	0.150	0.29	0.210	0.130	0.250
240	0.180	0.190	0.150	0.24	0.165	0.130	0.210
300	0.145	0.155	0.145	0.21	0.135	0.130	0.185
400	0.105	0.115	0.145	0.185	0.100	0.125	0.160



3- Core CU / PVC / SWA / PVC Cable

IEC 60502-1; MS 2103 - 600/1000V



CONDUCTOR			Nom. Thick of Insulation	Nom. Thick of Bedding	Nom. Diameter of Armour Wire	Nom. Thick of Sheath	Approx. OD of Cable	Approx. Weight of Cable
Size	Nom. Diameter of Wire	Approx. Diameter						
<i>mm²</i>	<i>mm</i>	<i>mm</i>	<i>mm</i>	<i>mm</i>	<i>mm</i>	<i>mm</i>	<i>mm</i>	<i>kg/km</i>
1.5	7/0.53 CS	1.59	0.80	0.90	0.90	1.80	14.40	401
2.5	7/0.67 CS	2.01	0.80	0.90	0.90	1.80	15.30	466
4	7/0.85 CS	2.55	1.00	0.90	1.25	1.80	18.00	605
6	7/1.04 CC	3.12	1.00	0.90	1.25	1.80	19.15	795
10	7/1.35 CC	4.05	1.00	0.90	1.25	1.80	21.35	1022
16	7/1.70 CC	5.10	1.00	0.90	1.25	1.80	23.45	1316
25	7/2.14 CC	-	1.20	1.00	1.60	1.80	26.80	1780
35	19/1.53 SS	-	1.20	1.00	1.60	1.80	27.45	2245
50	19/1.78 SS	-	1.40	1.00	1.60	2.00	30.90	2826
70	19/2.14 SS	-	1.40	1.20	2.00	2.10	35.45	3960
95	19/2.52 SS	-	1.60	1.20	2.00	2.20	40.15	5020
120	37/2.03 SS	-	1.60	1.20	2.00	2.30	43.40	5960
150	37/2.25 SS	-	1.80	1.40	2.50	2.50	48.75	7560
185	37/2.52 SS	-	2.00	1.40	2.50	2.70	53.40	9087
240	61/2.25 SS	-	2.20	1.60	2.50	2.90	61.60	11590
300	61/2.52 SS	-	2.40	1.60	2.50	3.10	67.50	14080
400	61/2.85 SS	-	2.60	1.70	3.15	3.40	75.75	17702

Notes : CS : Circular Stranded Conductor (Class 2)
 CC : Circular Compacted Stranded Conductor (Class 2)
 SS : Shaped Stranded Conductor (Class 2)



MYR 2,000,000 INSURANCE COVERED
 *T & C APPLY



3- Core CU / PVC / SWA / PVC Cable


CURRENT-CARRYING CAPACITY (AMP)

Conductor Cross sectional Area	Clipped Direct		On perforated Cable tray or Free air		In single-way duct		Laid Direct in ground	
	1 Two-core Cable, Single-phase a.c or d.c	1 Three or 1 Four-core cable, Three-phase a.c.	1 Two-core Cable, Single-phase a.c or d.c	1 Three or 1 Four-core cable, Three-phase a.c.	1 Two-core cable, single-phase a.c. or d.c.	1 three or 1 four-core cable, three-phase a.c.	1 Two-core Cable, Single-phase a.c or d.c	1 Three or 1 Four-core cable, Three-phase a.c.
1	2	3	4	5	6	7	8	9
mm ²	A	A	A	A	A	A	A	A
1.5	21	18	22	19	26	22	32	27
2.5	28	25	31	26	34	29	41	35
4	38	33	41	35	45	38	55	47
6	49	42	53	45	57	48	69	59
10	67	58	72	62	76	64	92	78
16	89	77	97	83	98	83	119	101
25	118	102	128	110	129	107	158	132
35	145	125	157	135	154	129	190	159
50	175	151	190	163	183	153	225	188
70	222	192	241	207	225	190	277	233
95	269	231	291	251	271	228	332	279
120	310	267	336	290	309	260	377	317
150	356	306	386	332	346	293	422	355
185	405	348	439	378	393	331	478	401
240	476	409	516	445	455	382	551	462
300	547	469	592	510	510	428	616	517
400	621	540	683	590	574	490	693	580

SMART

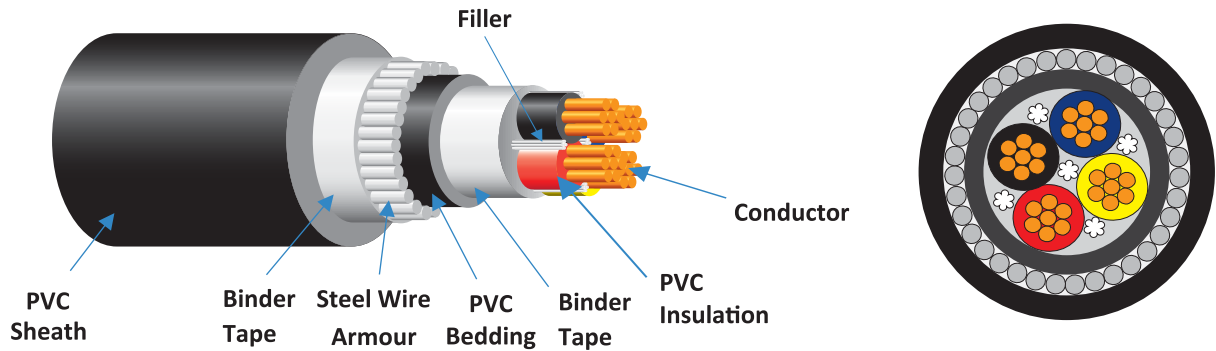
VOLTAGE DROP (PER amp PER METER)

Conductor cross-sectional area	Two-core Cable, d.c.	Two-core Cable, single-phase, a.c.			Three or Four-core Cable, three-phase a.c.		
1	2	3			4		
mm ²	mV/A/m	mV/A/m			mV/A/m		
1.5	29			29			25
2.5	18			18			15
4	11			11			9.5
6	7.3			7.3			6.4
10	4.4			4.4			3.8
16	2.8			2.8			2.4
		R	X	Z	R	X	Z
25	1.750	1.750	0.170	1.75	1.500	0.145	1.500
35	1.250	1.250	0.165	1.25	1.100	0.145	1.100
50	0.930	0.930	0.165	0.94	0.800	0.140	0.810
70	0.630	0.630	0.160	0.65	0.550	0.140	0.570
95	0.460	0.470	0.155	0.50	0.410	0.135	0.430
120	0.360	0.380	0.155	0.41	0.330	0.135	0.350
150	0.290	0.300	0.155	0.34	0.260	0.130	0.290
185	0.230	0.250	0.150	0.29	0.210	0.130	0.250
240	0.180	0.190	0.150	0.24	0.165	0.130	0.210
300	0.145	0.155	0.145	0.21	0.135	0.130	0.185
400	0.105	0.115	0.145	0.185	0.100	0.125	0.160



4- Core CU / PVC / SWA/ PVC Cable

IEC 60502-1; MS 2103 - 600/1000V



CONDUCTOR			Nom. Thick of Insulation	Nom. Thick of Bedding	Nom. Diameter of Armour Wire	Nom. Thick of Sheath	Approx. OD of Cable	Approx. Weight of Cable
Size	Nom. Diameter of Wire	Approx. Diameter						
mm ²	mm	mm	mm	mm	mm	mm	mm	kg/km
1.5	7/0.53 CS	1.59	0.80	1.00	0.90	1.80	15.20	452
2.5	7/0.67 CS	2.01	0.80	1.00	0.90	1.80	16.30	510
4	7/0.85 CS	2.55	1.00	1.00	1.25	1.80	19.20	770
6	7/1.04 CC	3.12	1.00	1.00	1.25	1.80	20.50	915
10	7/1.35 CC	4.05	1.00	1.00	1.25	1.80	23.00	1204
16	7/1.70 CC	5.10	1.00	1.00	1.60	1.80	26.30	1652
25	7/2.14 CC	-	1.20	1.00	1.60	1.80	29.40	2120
35	19/1.53 SS	-	1.20	1.00	1.60	1.90	30.50	2740
50	19/1.78 SS	-	1.40	1.20	2.00	2.10	35.60	3740
70	19/2.14 SS	-	1.40	1.20	2.00	2.20	39.50	4791
95	19/2.52 SS	-	1.60	1.40	2.50	2.40	46.10	6420
120	37/2.03 SS	-	1.60	1.40	2.50	2.50	50.20	7987
150	37/2.25 SS	-	1.80	1.40	2.50	2.70	54.60	9720
185	37/2.52 SS	-	2.00	1.60	2.50	2.90	60.50	11480
240	61/2.25 SS	-	2.20	1.60	2.50	3.10	67.70	14800
300	61/2.52 SS	-	2.40	1.60	2.50	3.30	71.30	17050
400	61/2.85 SS	-	2.60	1.80	3.15	3.60	85.00	22650

Notes : CS : Circular Stranded Conductor (Class 2)
 CC : Circular Compacted Stranded Conductor (Class 2)
 SS : Shaped Stranded Conductor (Class 2)



MYR 2,000,000 INSURANCE COVERED
 *T & C APPLY



4- Core CU / PVC / SWA/ PVC Cable


CURRENT-CARRYING CAPACITY (AMP)

Conductor Cross sectional Area	Clipped Direct		On perforated Cable tray or Free air		In single-way duct		Laid Direct in ground	
	1 Two-core Cable, Single-phase a.c or d.c	1 Three or 1 Four-core cable, Three-phase a.c.	1 Two-core Cable, Single-phase a.c or d.c	1 Three or 1 Four-core cable, Three-phase a.c.	1 Two-core cable, single-phase a.c. or d.c.	1 three or 1 four-core cable, three-phase a.c.	1 Two-core Cable, Single-phase a.c or d.c	1 Three or 1 Four-core cable, Three-phase a.c.
1	2	3	4	5	6	7	8	9
mm ²	A	A	A	A	A	A	A	A
1.5	21	18	22	19	26	22	32	27
2.5	28	25	31	26	34	29	41	35
4	38	33	41	35	45	38	55	47
6	49	42	53	45	57	48	69	59
10	67	58	72	62	76	64	92	78
16	89	77	97	83	98	83	119	101
25	118	102	128	110	129	107	158	132
35	145	125	157	135	154	129	190	159
50	175	151	190	163	183	153	225	188
70	222	192	241	207	225	190	277	233
95	269	231	291	251	271	228	332	279
120	310	267	336	290	309	260	377	317
150	356	306	386	332	346	293	422	355
185	405	348	439	378	393	331	478	401
240	476	409	516	445	455	382	551	462
300	547	469	592	510	510	428	616	517
400	621	540	683	590	574	490	693	580

SMART

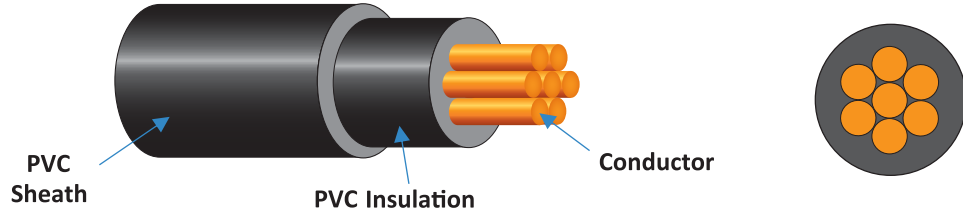
VOLTAGE DROP (PER amp PER METER)

Conductor cross-sectional area	Two-core Cable, d.c.	Two-core Cable, single-phase, a.c.			Three or Four-core Cable, three-phase a.c.		
1	2	3			4		
mm ²	mV/A/m	mV/A/m			mV/A/m		
1.5	29			29			25
2.5	18			18			15
4	11			11			9.5
6	7.3			7.3			6.4
10	4.4			4.4			3.8
16	2.8			2.8			2.4
		R	X	Z	R	X	Z
25	1.750	1.750	0.170	1.75	1.500	0.145	1.500
35	1.250	1.250	0.165	1.25	1.100	0.145	1.100
50	0.930	0.930	0.165	0.94	0.800	0.140	0.810
70	0.630	0.630	0.160	0.65	0.550	0.140	0.570
95	0.460	0.470	0.155	0.50	0.410	0.135	0.430
120	0.360	0.380	0.155	0.41	0.330	0.135	0.350
150	0.290	0.300	0.155	0.34	0.260	0.130	0.290
185	0.230	0.250	0.150	0.29	0.210	0.130	0.250
240	0.180	0.190	0.150	0.24	0.165	0.130	0.210
300	0.145	0.155	0.145	0.21	0.135	0.130	0.185
400	0.105	0.115	0.145	0.185	0.100	0.125	0.160



1- Core CU/ PVC / PVC Cable

IEC 60502-1 - 600/1000V



CONDUCTOR			Nom. Thick of Insulation	Nom. Thick of Sheath	Approx. OD of Cable	Approx. Weight of Cable
Size	Nom. Diameter of Wire	Approx. Diameter				
mm ²	mm	mm	mm	mm	mm	kg/km
1.5	7/0.53 CS	1.59	0.8	1.4	6.2	55
2.5	7/0.67 CS	2.01	0.8	1.4	6.7	68
4	7/0.85 CS	2.55	1.0	1.4	7.6	95
6	7/1.04 CS	3.12	1.0	1.4	8.2	120
10	7/1.35 CC	4.05	1.0	1.4	9.1	169
16	7/1.70 CC	5.10	1.0	1.4	10.2	232
25	7/2.14 CC	6.42	1.2	1.4	11.9	346
35	19/1.53 CC	7.65	1.2	1.4	13.1	448
50	19/1.78 CC	8.90	1.4	1.4	14.8	594
70	19/2.14 CC	10.70	1.4	1.4	16.6	811
95	19/2.52 CC	12.60	1.6	1.5	19.2	1105
120	37/2.03 CC	14.21	1.6	1.5	21.0	1356
150	37/2.25 CC	15.75	1.8	1.6	23.0	1661
185	37/2.52 CC	17.64	2.0	1.7	25.5	2070
240	61/2.25 CC	20.25	2.2	1.8	29.0	2684
300	61/2.52 CC	22.68	2.4	1.9	32.0	3332
400	61/2.85 CC	25.62	2.6	2.0	36.0	4225
500	61/3.20 CC	28.80	2.8	2.1	40.0	5277
630	127/2.52 CC	32.76	2.8	2.2	44.0	6684
800	127/2.85 CC	37.05	2.8	2.3	48.0	8504
1000	127/3.20 CC	41.60	3.0	2.5	54.0	10623

Notes : CS : Circular Stranded Conductor (Class 2)
 CC : Circular Compacted Stranded Conductor (Class 2)



MYR 2,000,000 INSURANCE COVERED
 *T & C APPLY



1- Core CU/ PVC / PVC Cable


CURRENT-CARRYING CAPACITY (AMP)

Conductor cross-sectional area	Enclosed in conduit in thermally insulating wall etc		Enclosed in conduit on a wall or in trunking ect		Cilpped direct		In free air or on a perforated cable tray, horizontal or vertical				
	2 cables, single-phase a.c. or d.c.	3 or 4 cables, three-phase a.c.	2 cables, single-phase a.c. or d.c.	3 or 4 cables, three-phase a.c.	2 cables, single-phase a.c. or d.c. flat & touching	3 or 4 cables, three-phase a.c. flat & touching or trefoil	Touching			Spaced by one diameter	
							2 cables, single-phase a.c. or d.c. flat	3 cables, Three-phase a.c. flat	3 cables, Three-phase a.c. flat	2 cables, single-phase a.c. or d.c. or 3 cables three-phase a.c. flat	Horizontal
1	2	3	4	5	6	7	8	9	10	11	12
mm ²	A	A	A	A	A	A	A	A	A	A	A
1.5	14.5	13.5	17.5	15.5	20	18					
2.5	20	18	24	21	27	25					
4	26	24	32	28	37	33					
6	34	31	41	36	47	43					
10	46	42	57	50	65	59					
16	80	56	76	68	87	79					
25	99	73	101	89	114	104	131	114	110	146	130
35	119	89	125	110	141	129	162	143	137	181	162
50	151	108	151	134	182	167	196	174	167	219	197
70	182	136	192	171	234	214	251	225	216	281	254
95	210	164	232	207	284	261	304	275	246	341	311
120	240	188	269	239	330	303	352	321	308	396	362
150	273	216	300	262	381	349	406	372	356	456	419
185	321	245	341	296	436	400	463	427	409	521	480
240	367	286	400	346	515	472	546	507	485	615	569
300		328	458	394	594	545	629	587	561	709	659
400			546	467	694	634	754	689	656	852	795
500			626	533	792	723	868	789	749	982	920
630			720	611	904	826	1005	905	855	1138	1070
800					1030	943	1086	1020	971	1265	1188
1000					1154	1058	1216	1149	1079	1420	1337

VOLTAGE DROP (PER amp PER METER)

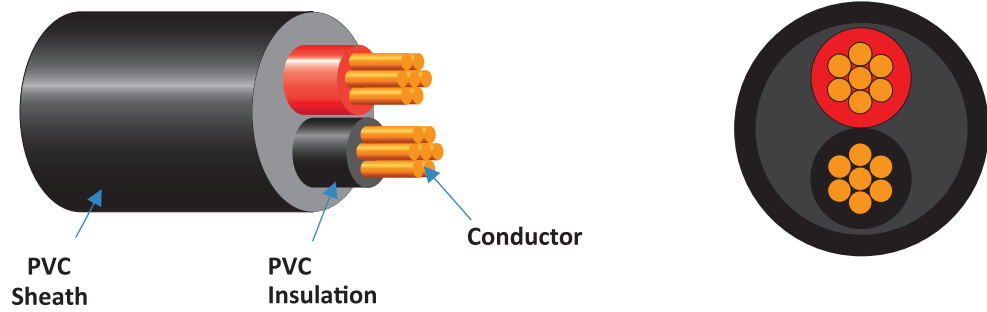
Conductor cross-sectional area	2 Cables d.c.	2 Cables, Single-pase a.c.						3 or 4 Cables, three-phase a.c.																	
		Enclosed in Conduit or trunking	Cilpped direct on trays or in free air				Enclosed in conduit or trunking	Cilpped direct on trays or in free air																	
			Cable touching		Cable spaced*			Cable touching, Trefoil		Cable touching, Flat		Cable spaced*, Flat													
1	2	3	4	5	6	7	8	9	mV/A/m																
mm ²																									
1.5	29		29		29		29		25		25		25		25		25		25		25		25		
2.5	18		18		18		18		15		15		15		15		15		15		15		15		
4	11		11		11		11		9.5		9.5		9.5		9.5		9.5		9.5		9.5		9.5		
6	7.3		7.3		7.3		7.3		6.4		6.4		6.4		6.4		6.4		6.4		6.4		6.4		
10	4.4		4.4		4.4		4.4		3.8		3.8		3.8		3.8		3.8		3.8		3.8		3.8		
16	2.8		2.8		2.8		2.8		2.4		2.4		2.4		2.4		2.4		2.4		2.4		2.4		
		R	X	Z	R	X	Z	R	X	Z	R	X	Z	R	X	Z	R	X	Z	R	X	Z	R	X	Z
25	1.750	1.800	0.33	1.80	1.750	0.200	1.750	1.750	0.29	1.80	1.50	0.29	1.55	1.500	0.175	1.50	1.500	0.25	1.550	1.500	0.32	1.55			
35	1.250	1.300	0.31	1.30	1.250	0.195	1.250	1.250	0.28	1.30	1.10	0.27	1.10	1.100	0.170	1.10	1.100	0.24	1.100	1.100	0.32	1.15			
50	0.930	0.950	0.30	1.00	0.930	0.190	0.950	0.930	0.28	0.97	0.81	0.26	0.85	0.800	0.165	0.82	0.800	0.24	0.840	0.800	0.32	0.86			
70	0.630	0.650	0.29	0.72	0.630	0.185	0.660	0.630	0.27	0.69	0.56	0.25	0.61	0.550	0.160	0.57	0.550	0.24	0.600	0.550	0.31	0.63			
95	0.460	0.490	0.28	0.56	0.470	0.180	0.500	0.470	0.27	0.54	0.42	0.24	0.48	0.410	0.155	0.43	0.410	0.23	0.470	0.400	0.31	0.51			
120	0.360	0.390	0.27	0.47	0.370	0.175	0.410	0.370	0.26	0.45	0.33	0.23	0.41	0.320	0.150	0.36	0.320	0.23	0.400	0.320	0.30	0.44			
150	0.290	0.310	0.27	0.41	0.300	0.175	0.340	0.290	0.26	0.39	0.27	0.23	0.36	0.260	0.150	0.30	0.260	0.23	0.340	0.260	0.30	0.40			
185	0.230	0.250	0.27	0.37	0.240	0.170	0.290	0.240	0.26	0.35	0.22	0.23	0.32	0.210	0.145	0.26	0.210	0.22	0.310	0.210	0.30	0.36			
240	0.180	0.195	0.26	0.33	0.185	0.165	0.250	0.185	0.25	0.31	0.17	0.23	0.29	0.160	0.145	0.22	0.160	0.22	0.270	0.160	0.29	0.34			
300	0.145	0.160	0.26	0.31	0.150	0.165	0.220	0.150	0.25	0.29	0.14	0.23	0.27	0.130	0.140	0.19	0.130	0.22	0.250	0.130	0.29	0.32			
400	0.105	0.130	0.26	0.29	0.120	0.160	0.200	0.115	0.25	0.27	0.12	0.22	0.25	0.105	0.140	0.18	0.105	0.21	0.240	0.100	0.29	0.31			
500	0.086	0.110	0.26	0.28	0.098	0.155	0.185	0.093	0.24	0.26	0.10	0.22	0.25	0.086	0.135	0.16	0.086	0.21	0.230	0.081	0.29	0.30			
630	0.068	0.094	0.25	0.27	0.081	0.155	0.175	0.076	0.24	0.25	0.08	0.22	0.24	0.072	0.135	0.15	0.072	0.21	0.220	0.066	0.28	0.29			
800	0.053				0.068	0.150	0.165	0.061	0.24	0.25				0.060	0.130	0.15	0.060	0.21	0.220	0.053	0.28	0.29			
1000	0.042				0.059	0.150	0.160	0.050	0.24	0.24				0.052	0.130	0.14	0.052	0.20	0.210	0.044	0.28	0.28			

R= conductor resistance at operating temperature / X= reactance / Z= impedance



2- Core CU/ PVC / PVC Cable

IEC 60502-1; MS 2102 - 2007 - 600/1000V



CONDUCTOR			Nom. Thick of Insulation	Nom. Thick of Sheath	Approx. OD of Cable	Approx. Weight of Cable
Size	Nom. Diameter of Wire	Approx. Diameter				
<i>mm²</i>	<i>mm</i>	<i>mm</i>	<i>mm</i>	<i>mm</i>	<i>mm</i>	<i>kg/km</i>
1.5	7/0.53 CS	1.59	0.8	1.8	10.2	14.0
2.5	7/0.67 CS	2.01	0.8	1.8	11.0	17.6
4	7/0.85 CS	2.55	1.0	1.8	12.8	25.0
6	7/1.04 CC	3.12	1.0	1.8	14.3	30.0
10	7/1.35 CC	4.05	1.0	1.8	16.0	43.0
16	7/1.70 CC	5.10	1.0	1.8	18.0	59.0
25	7/2.14 SS	-	1.2	1.8	21.0	75.0

Notes : CS : Circular Stranded Conductor (Class 2)
 CC : Circular Compacted Stranded Conductor (Class 2)
 SS : Shaped Stranded Conductor (Class 2)



MYR 2,000,000 INSURANCE COVERED
 *T & C APPLY



2- Core CU/ PVC / PVC Cable

CURRENT-CARRYING CAPACITY (AMP)


CURRENT-CARRYING CAPACITY (AMP)								
Conductor Cross sectional Area	Enclosed in conduit and in insulated wall etc.		Enclosed in conduit on a wall or ceiling, or in trunking		Clipped Direct		In free air or on a perforated cable tray ect, horizontal or vertical	
	1 Two-core Cable, Single-phase a.c or d.c	1 Three or 1 Four-core cable, Three-phase a.c.	1 Two-core Cable, Single-phase a.c or d.c	1 Three or 1 Four-core cable, Three-phase a.c.	1 Two-core cable, single-phase a.c. or d.c.	1 three or four-core cable, three-phase a.c.	1 Two-core Cable, Single-phase a.c or d.c	1 Three or Four-core cable, Three-phase a.c.
1	2	3	4	5	6	7	8	9
mm ²	A	A	A	A	A	A	A	A
1.5	14	13	16.5	15	19.5	17.5	22	18.5
2.5	18.5	17.5	23	20	27	24	30	25
4	25	23	30	27	36	32	40	34
6	32	29	38	34	46	41	51	43
10	43	39	52	46	63	57	70	60
16	57	52	69	62	85	76	94	80
25	75	68	90	80	112	96	119	101

VOLTAGE DROP (PER amp PER METER)

Conductor cross-sectional area	Two-core Cable, d.c.	Two-core Cable, single-phase, a.c.			Three or Four-core Cable, three-phase a.c.		
1	2	3			4		
mm ²	mV/A/m	mV/A/m			mV/A/m		
1.5	29	29			25		
2.5	18	18			15		
4	11	11			9.5		
6	7.3	7.3			6.4		
10	4.4	4.4			3.8		
16	2.8	2.8			2.4		
		R	X	Z	R	X	Z
25	1.750	1.750	0.170	1.75	1.50	0.145	1.50

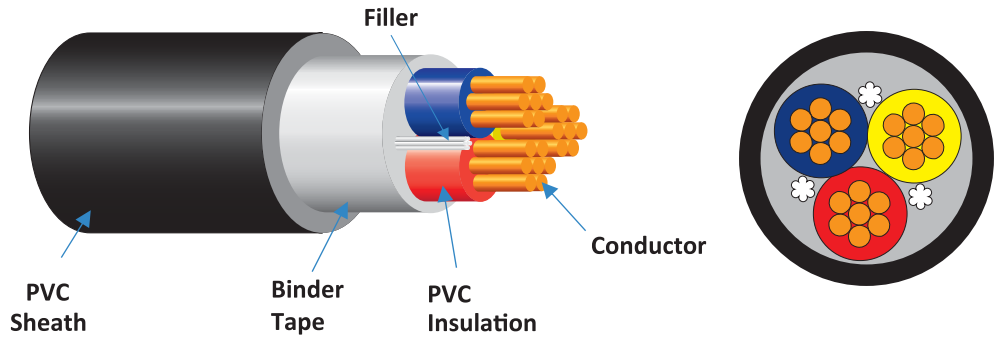


R= conductor resistance at operating temperature / X= reactance / Z= impedance



3- Core CU/ PVC / PVC Cable

IEC 60502-1; MS 2102 - 2007 - 600/1000V



CONDUCTOR			Nom. Thick of Insulation	Nom. Thick of Sheath	Approx. OD of Cable	Approx. Weight of Cable
Size	Nom. Diameter of Wire	Approx. Diameter				
<i>mm²</i>	<i>mm</i>	<i>mm</i>	<i>mm</i>	<i>mm</i>	<i>mm</i>	<i>kg/km</i>
1.5	7/0.53 CS	1.59	0.8	1.8	10.4	16.1
2.5	7/0.67 CS	2.01	0.8	1.8	11.5	20.6
4	7/0.85 CS	2.55	1.0	1.8	13.5	30.0
6	7/1.04 CC	3.12	1.0	1.8	15.2	37.2
10	7/1.35 CC	4.05	1.0	1.8	17.0	53.0
16	7/1.70 CC	5.10	1.0	1.8	19.2	75.0
25	7/2.14 SS	-	1.2	1.8	22.5	110.0

Notes : CS : Circular Stranded Conductor (Class 2)
 CC : Circular Compacted Stranded Conductor (Class 2)
 SS : Shaped Stranded Conductor (Class 2)



MYR 2,000,000 INSURANCE COVERED
 *T & C APPLY



3- Core CU/ PVC / PVC Cable

CURRENT-CARRYING CAPACITY (AMP)


Conductor Cross sectional Area	Enclosed in conduit and in insulated wall etc.		Enclosed in conduit on a wall or ceiling, or in trunking		Clipped Direct		In free air or on a perforated cable tray ect, horizontal or vertical	
	1 Two-core Cable, Single-phase a.c or d.c	1 Three or 1 Four-core cable, Three-phase a.c.	1 Two-core Cable, Single-phase a.c or d.c	1 Three or 1 Four-core cable, Three-phase a.c.	1 Two-core cable, single-phase a.c. or d.c.	1 three or four-core cable, three-phase a.c.	1 Two-core Cable, Single-phase a.c or d.c	1 Three or Four-core cable, Three-phase a.c.
1	2	3	4	5	6	7	8	9
mm ²	A	A	A	A	A	A	A	A
1.5	14	13	16.5	15	19.5	17.5	22	18.5
2.5	18.5	17.5	23	20	27	24	30	25
4	25	23	30	27	36	32	40	34
6	32	29	38	34	46	41	51	43
10	43	39	52	46	63	57	70	60
16	57	52	69	62	85	76	94	80
25	75	68	90	80	112	96	119	101

VOLTAGE DROP (PER amp PER METER)

Conductor cross-sectional area	Two-core Cable, d.c.	Two-core Cable, single-phase, a.c.			Three or Four-core Cable, three-phase a.c.		
1	2	3			4		
mm ²	mV/A/m	mV/A/m			mV/A/m		
1.5	29	29	18	11	25		
2.5	18	18	11	7.3	15		
4	11	11	7.3	4.4	9.5		
6	7.3	7.3	4.4	2.8	6.4		
10	4.4	4.4	2.8		3.8		
16	2.8	2.8			2.4		
		R	X	Z	R	X	Z
25	1.750	1.750	0.170	1.75	1.50	0.145	1.50

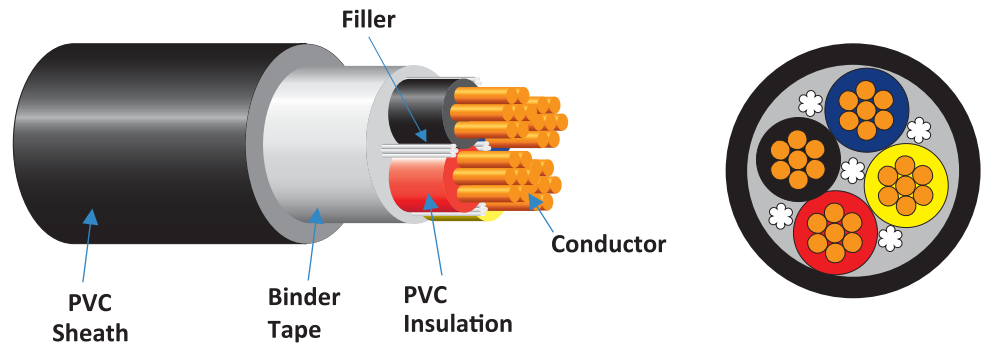


R= conductor resistance at operating temperature / X= reactance / Z= impedance



4- Core CU/ PVC / PVC Cable

IEC 60502-1; MS 2102 - 2007 - 600/1000V



CONDUCTOR			Nom. Thick of Insulation	Nom. Thick of Sheath	Approx. OD of Cable	Approx. Weight of Cable
Size	Nom. Diameter of Wire	Approx. Diameter				
<i>mm²</i>	<i>mm</i>	<i>mm</i>	<i>mm</i>	<i>mm</i>	<i>mm</i>	<i>kg/km</i>
1.5	7/0.53 CS	1.59	0.8	1.8	11.4	20.2
2.5	7/0.67 CS	2.01	0.8	1.8	12.4	25.0
4	7/0.85 CS	2.55	1.0	1.8	14.6	36.6
6	7/1.04 CC	3.12	1.0	1.8	16.6	46.0
10	7/1.35 CC	4.05	1.0	1.8	18.7	66.0
16	7/1.70 CC	5.10	1.0	1.8	21.0	94.3
25	7/2.14 SS	-	1.2	1.8	24.0	139.0

Notes : CS : Circular Stranded Conductor (Class 2)
 CC : Circular Compacted Stranded Conductor (Class 2)
 SS : Shaped Stranded Conductor (Class 2)



MYR 2,000,000 INSURANCE COVERED
 *T & C APPLY



4- Core CU/ PVC / PVC Cable

CURRENT-CARRYING CAPACITY (AMP)


CURRENT-CARRYING CAPACITY (AMP)								
Conductor Cross sectional Area	Enclosed in conduit and in insulated wall etc.		Enclosed in conduit on a wall or ceiling, or in trunking		Clipped Direct		In free air or on a perforated cable tray ect, horizontal or vertical	
	1 Two-core Cable, Single-phase a.c or d.c	1 Three or 1 Four-core cable, Three-phase a.c.	1 Two-core Cable, Single-phase a.c or d.c	1 Three or 1 Four-core cable, Three-phase a.c.	1 Two-core cable, single-phase a.c. or d.c.	1 three or four-core cable, three-phase a.c.	1 Two-core Cable, Single-phase a.c or d.c	1 Three or Four-core cable, Three-phase a.c.
1	2	3	4	5	6	7	8	9
mm ²	A	A	A	A	A	A	A	A
1.5	14	13	16.5	15	19.5	17.5	22	18.5
2.5	18.5	17.5	23	20	27	24	30	25
4	25	23	30	27	36	32	40	34
6	32	29	38	34	46	41	51	43
10	43	39	52	46	63	57	70	60
16	57	52	69	62	85	76	94	80
25	75	68	90	80	112	96	119	101

VOLTAGE DROP (PER amp PER METER)

Conductor cross-sectional area	Two-core Cable, d.c.	Two-core Cable, single-phase, a.c.			Three or Four-core Cable, three-phase a.c.		
1	2	3			4		
mm ²	mV/A/m	mV/A/m			mV/A/m		
1.5	29	29	18	11	25	15	9.5
2.5	18	18	11	7.3	15	9.5	6.4
4	11	11	7.3	4.4	9.5	6.4	3.8
6	7.3	7.3	4.4	2.8	6.4	3.8	2.4
10	4.4	4.4	2.8		3.8	2.4	
16	2.8	2.8			2.4		
		R	X	Z	R	X	Z
25	1.750	1.750	0.170	1.75	1.50	0.145	1.50

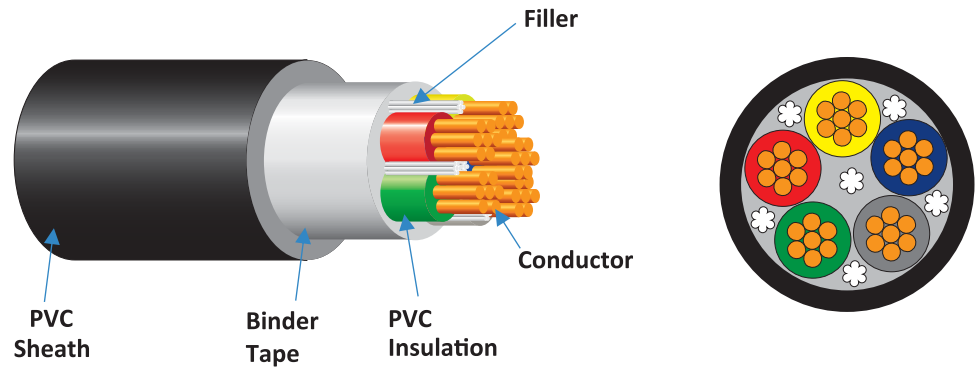


R= conductor resistance at operating temperature / X= reactance / Z= impedance



5 - Core CU/ PVC / PVC Cable

IEC 60502-1; MS 2102 - 2007 - 600/1000V



CONDUCTOR			Nom. Thick of Insulation	Nom. Thick of Sheath	Approx. OD of Cable	Approx. Weight of Cable
Size	Nom. Diameter of Wire	Approx. Diameter				
<i>mm²</i>	<i>mm</i>	<i>mm</i>	<i>mm</i>	<i>mm</i>	<i>mm</i>	<i>kg/km</i>
1.5	7/0.53 CS	1.59	0.8	1.8	12.10	22.7
2.5	7/0.67 CS	2.01	0.8	1.8	13.42	28.1
4	7/0.85 CS	2.55	1.0	1.8	14.94	41.2
6	7/1.04 CC	3.12	1.0	1.8	17.73	51.7
10	7/1.35 CC	4.05	1.0	1.8	20.54	74.2
16	7/1.70 CC	5.10	1.0	1.8	23.32	106.1
25	7/2.14 SS	-	1.2	1.8	27.90	156.4

Notes : CS : Circular Stranded Conductor (Class 2)
 CC : Circular Compacted Stranded Conductor (Class 2)
 SS : Shaped Stranded Conductor (Class 2)



MYR 2,000,000 INSURANCE COVERED
 *T & C APPLY



5- Core CU/ PVC / PVC Cable

CURRENT-CARRYING CAPACITY (AMP)


CURRENT-CARRYING CAPACITY (AMP)								
Conductor Cross sectional Area	Enclosed in conduit and in insulated wall etc.		Enclosed in conduit on a wall or ceiling, or in trunking		Clipped Direct		In free air or on a perforated cable tray ect, horizontal or vertical	
	1 Two-core Cable, Single-phase a.c or d.c	1 Three or 1 Four-core cable, Three-phase a.c.	1 Two-core Cable, Single-phase a.c or d.c	1 Three or 1 Four-core cable, Three-phase a.c.	1 Two-core cable, single-phase a.c. or d.c.	1 three or four-core cable, three-phase a.c.	1 Two-core Cable, Single-phase a.c or d.c	1 Three or Four-core cable, Three-phase a.c.
1	2	3	4	5	6	7	8	9
mm ²	A	A	A	A	A	A	A	A
1.5	14	13	16.5	15	19.5	17.5	22	18.5
2.5	18.5	17.5	23	20	27	24	30	25
4	25	23	30	27	36	32	40	34
6	32	29	38	34	46	41	51	43
10	43	39	52	46	63	57	70	60
16	57	52	69	62	85	76	94	80
25	75	68	90	80	112	96	119	101

VOLTAGE DROP (PER amp PER METER)

Conductor cross-sectional area	Two-core Cable, d.c.	Two-core Cable, single-phase, a.c.			Three or Four-core Cable, three-phase a.c.		
1	2	3			4		
mm ²	mV/A/m	mV/A/m			mV/A/m		
1.5	29	29			25		
2.5	18	18			15		
4	11	11			9.5		
6	7.3	7.3			6.4		
10	4.4	4.4			3.8		
16	2.8	2.8			2.4		
		R	X	Z	R	X	Z
25	1.750	1.750	0.170	1.75	1.50	0.145	1.50

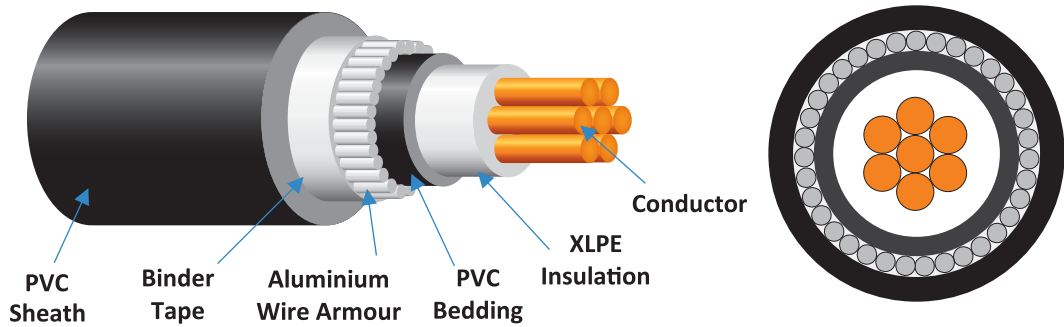


R= conductor resistance at operating temperature / X= reactance / Z= impedance



1- Core CU/ XLPE / AWA / PVC Cable

IEC 60502-1 - 600/1000V



CONDUCTOR			Nom. Thick of Insulation	Nom. Thick of Bedding	Nom. Diameter of Armour Wire	Nom. Thick of Sheath	Approx. OD of Cable	Approx. Weight of Cable
Size	Nom. Diameter of Wire	Approx. Diameter						
<i>mm²</i>	<i>mm</i>	<i>mm</i>	<i>mm</i>	<i>mm</i>	<i>mm</i>	<i>mm</i>	<i>mm</i>	<i>kg/km</i>
50	19/1.78 CC	8.50	1.1	1.0	1.25	1.65	19.3	775
70	19/2.14 CC	10.20	1.1	1.0	1.25	1.70	21.3	1020
95	19/2.52 CC	12.00	1.1	1.0	1.25	1.70	23.8	1310
120	37/2.03 CC	13.50	1.2	1.0	1.60	1.75	26.4	1630
150	37/2.25 CC	15.05	1.4	1.0	1.60	1.75	28.4	2010
185	37/2.52 CC	16.85	1.6	1.0	1.60	1.80	30.8	2400
240	61/2.25 CC	19.33	1.7	1.0	1.60	1.90	34.1	3050
300	61/2.52 CC	21.65	1.8	1.0	1.80	1.95	37.5	3720
400	61/2.85 CC	24.48	2.0	1.2	2.00	2.10	42.0	4780
500	61/3.20 CC	27.55	2.2	1.2	2.00	2.15	45.7	5880
630	127/2.52 CC	31.28	2.4	1.2	2.00	2.30	49.1	7450
800	127/2.85 CC	37.05	2.6	1.4	2.50	2.50	55.2	9420
1000	127/3.20 CC	41.60	2.8	1.4	2.50	2.70	61.0	11612

Notes : CC : Circular Compacted Stranded Conductor (Class 2)



MYR 2,000,000 INSURANCE COVERED
*T & C APPLY



1- Core CU/ XLPE / AWA / PVC Cable


CURRENT-CARRYING CAPACITY (AMP)

CURRENT-CARRYING CAPACITY (AMP)													
Conductor Cross-Sectional Area	Clipped Direct		In free air or on perforated cable tray, horizontal or vertical									Laid Direct In Ground	
	Touching		Touching			Spaced by one cable diameter						Touching	
	2 cables, single-phase a.c. or d.c. flat	3 or 4 cables, three-phase a.c. flat	2 cables, single-phase a.c. or d.c. flat	3 cables, three-phase a.c. flat	3 cables, three-phase a.c. trefoil	2 cables, d.c.		2 cables, single phase a.c.		3 or 4 cables, three- phase a.c.		2 cables 1 phase ac or dc	3 cables 3 phase ac trefoil
						Horizontal	Vertical	Horizontal	Vertical	Horizontal	Vertical		
1	2	3	4	5	6	7	8	9	10	11	12	13	14
mm ²	A	A	A	A	A	A	A	A	A	A	A	A	A
50	237	220	253	232	222	284	270	282	266	288	266	274	231
70	303	277	322	293	285	356	349	357	337	358	331	337	284
95	367	333	389	352	346	446	426	436	412	425	393	403	340
120	425	383	449	405	402	519	497	504	477	485	449	458	386
150	488	437	516	462	463	600	575	566	539	549	510	510	431
185	557	496	587	524	529	688	660	643	614	618	574	574	485
240	656	579	689	612	625	815	782	749	714	715	666	661	558
300	755	662	792	700	720	943	906	842	805	810	755	739	623
400	853	717	899	767	815	1137	1094	929	889	848	797	820	691
500	962	791	1016	851	918	1314	1266	1032	989	923	871	910	765
630	1082	861	1146	935	1027	1528	1474	1139	1092	992	940	1001	841
800	1170	904	1246	987	1119	1809	1744	1204	1155	1042	978	1055	888
1000	1261	961	1345	1055	1214	2100	2026	1289	1238	1110	1041	1115	942

VOLTAGE DROP (PER amp PER METER)

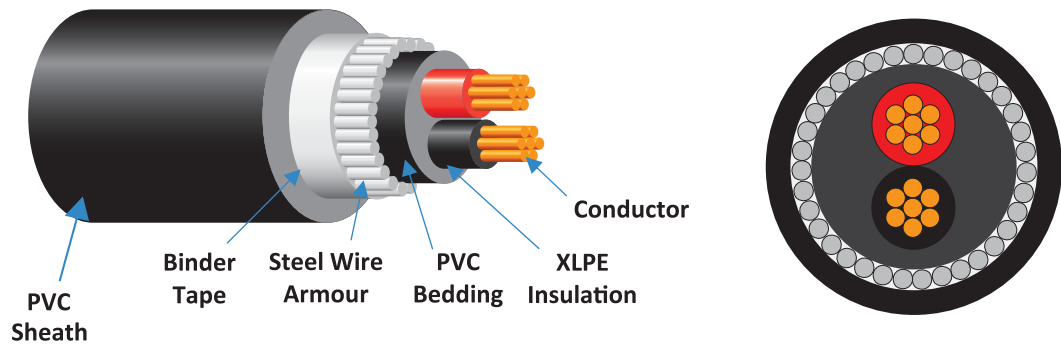
SMART

Conductor cross-sectional area	2 Cables d.c.	Clipped direct, on tray or in free air															Laid Direct in Ground	
		2 Cables, single-phase a.c.						3 or 4 cables, three-phase a.c.									Single-core	
		Touching			Spaced*			Trefoil and touching			Flat and touching			Flat and Spaced*			Trefoil three-phase a.c.	Flat, three-phase a.c.
		1	2	3	4	5	6	7	8	9	10	11	12	13	14	15	16	17
mm ²	mV/A/m																	
	R	X	Z	R	X	Z	R	X	Z	R	X	Z	R	X	Z	R	X	Z
50	0.980	0.990	0.210	1.000	0.980	0.290	1.000	0.860	0.180	0.870	0.840	0.250	0.880	0.840	0.330	0.900	0.870	0.900
70	0.670	0.680	0.200	0.710	0.960	0.290	0.750	0.590	0.170	0.620	0.600	0.250	0.650	0.620	0.320	0.700	0.620	0.700
95	0.490	0.510	0.195	0.550	0.530	0.280	0.600	0.440	0.170	0.470	0.460	0.240	0.520	0.490	0.310	0.580	0.470	0.580
120	0.390	0.410	0.190	0.450	0.430	0.270	0.510	0.350	0.165	0.390	0.380	0.240	0.440	0.410	0.300	0.510	0.390	0.510
150	0.310	0.330	0.185	0.380	0.360	0.270	0.450	0.290	0.160	0.330	0.310	0.230	0.390	0.340	0.290	0.450	0.330	0.450
185	0.250	0.270	0.185	0.330	0.300	0.260	0.400	0.230	0.160	0.280	0.260	0.230	0.340	0.290	0.290	0.410	0.280	0.410
240	0.195	0.210	0.180	0.280	0.240	0.260	0.350	0.180	0.155	0.240	0.210	0.220	0.300	0.240	0.280	0.370	0.240	0.370
300	0.155	0.170	0.175	0.250	0.195	0.250	0.320	0.145	0.150	0.210	0.170	0.220	0.280	0.200	0.270	0.340	0.210	0.340
400	0.115	0.145	0.170	0.220	0.180	0.240	0.300	0.125	0.150	0.195	0.160	0.210	0.270	0.200	0.270	0.330	0.195	0.330
500	0.093	0.125	0.170	0.210	0.165	0.240	0.290	0.105	0.145	0.180	0.145	0.200	0.250	0.190	0.240	0.310	0.180	0.310
630	0.073	0.105	0.165	0.195	0.150	0.230	0.270	0.092	0.145	0.170	0.135	0.195	0.240	0.175	0.230	0.290	0.170	0.290
800	0.056	0.090	0.160	0.190	0.145	0.230	0.270	0.086	0.140	0.165	0.130	0.180	0.230	0.175	0.195	0.260	0.165	0.260
1000	0.045	0.092	0.155	0.180	0.140	0.210	0.250	0.080	0.135	0.155	0.125	0.170	0.210	0.165	0.180	0.240	0.155	0.240



2- Core CU/ XLPE / SWA / PVC Cable

IEC 60502-1 - 600/1000V



CONDUCTOR			Nom. Thick of Insulation	Nom. Thick of Bedding	Nom. Diameter of Armour Wire	Nom. Thick of Sheath	Approx. OD of Cable	Approx. Weight of Cable
Size	Nom. Diameter of Wire	Approx. Diameter						
mm ²	mm	mm	mm	mm	mm	mm	mm	kg/km
1.5	7/0.53 CS	1.59	0.70	1.0	0.90	1.80	14.0	343
2.5	7/0.67 CS	2.01	0.70	1.0	0.90	1.80	15.0	386
4	7/0.85 CS	2.55	0.70	1.0	0.90	1.80	16.0	450
6	7/1.04 CC	3.12	0.70	1.0	0.90	1.80	17.5	528
10	7/1.35 CC	4.05	0.70	1.0	1.25	1.80	19.3	738
16	7/1.70 CC	5.10	0.70	1.0	1.25	1.80	21.5	910
25	7/2.14 SS	-	0.90	1.0	1.60	1.80	22.3	1248
35	19/1.53 SS	-	0.90	1.0	1.60	1.80	23.8	1508
50	19/1.78 SS	-	1.00	1.0	1.60	1.80	26.0	1853
70	19/2.14 SS	-	1.10	1.0	1.60	2.00	29.3	2448
95	19/2.52 SS	-	1.10	1.2	2.00	2.10	33.0	3278
120	37/2.03 SS	-	1.20	1.2	2.00	2.20	36.0	3920
150	37/2.25 SS	-	1.40	1.2	2.00	2.30	39.3	4690
185	37/2.52 SS	-	1.60	1.4	2.50	2.50	44.3	5920
240	61/2.25 SS	-	1.70	1.4	2.50	2.70	50.8	7540
300	61/2.52 SS	-	1.80	1.6	2.50	2.80	55.3	9065
400	61/2.85 SS	-	2.00	1.6	2.50	3.10	60.3	11440

Notes : CS : Circular Stranded Conductor (Class 2)
 CC : Circular Compacted Stranded Conductor (Class 2)
 SS : Shaped Stranded Conductor (Class 2)



MYR 2,000,000 INSURANCE COVERED
 *T & C APPLY



2- Core CU/ XLPE / SWA / PVC Cable


CURRENT-CARRYING CAPACITY (AMP)

CURRENT-CARRYING CAPACITY (AMP)						
Conductor Cross sectional Area	Clipped Direct		On perforated Cable tray or Free air		Laid Direct in ground	
	1 Two-core Cable, Single-phase a.c or d.c	1 Three or 1 Four-core cable, Three-phase a.c.	1 Two-core Cable, Single-phase a.c or d.c	1 Three or 1 Four-core cable, Three-phase a.c.	1 Two-core Cable, Single-phase a.c or d.c	1 Three or 1 Four-core cable, Three-phase a.c.
1	2	3	4	5	6	7
mm ²	A	A	A	A	A	A
1.5	27	23	29	25	38	32
2.5	36	31	39	33	49	42
4	49	42	52	44	65	55
6	62	53	66	56	81	69
10	85	73	90	78	109	92
16	110	94	115	99	141	119
25	146	124	152	131	183	152
35	180	154	188	162	219	182
50	219	187	228	197	259	217
70	279	238	291	251	317	266
95	338	289	354	304	381	319
120	392	335	410	353	433	363
150	451	386	472	406	485	406
185	515	441	539	463	547	458
240	607	520	636	546	632	529
300	698	599	732	628	708	592
400	787	673	847	728	799	667

SMART

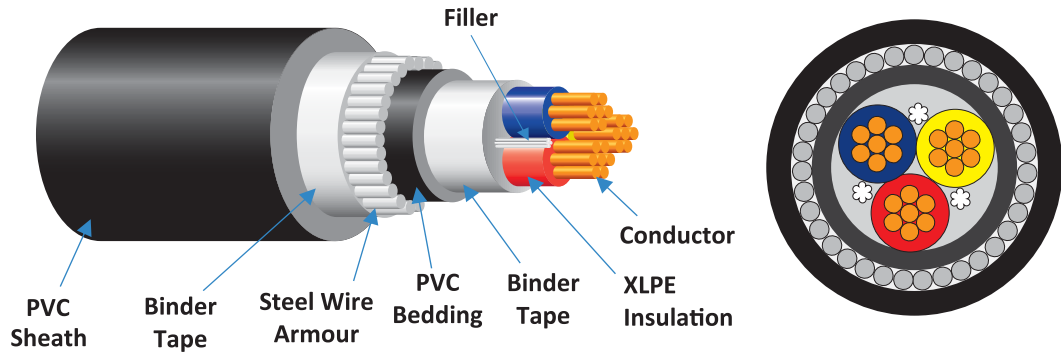
VOLTAGE DROP (PER amp PER METER)

Conductor cross-sectional area	Two-core Cable, d.c.	Two-core Cable, single-phase, a.c.			Three or Four-core Cable, three-phase a.c.		
1	2	3			4		
mm ²	mV/A/m	mV/A/m			mV/A/m		
		R	X	Z	R	X	Z
1.5	31		31			27	
2.5	19		19			16	
4	12		12			10	
6	7.9		7.9			6.8	
10	4.7		4.7			4.0	
16	2.9		2.9			2.5	
25	1.850	1.850	0.160	1.900	1.600	0.140	1.650
35	1.350	1.350	0.155	1.135	1.150	0.135	1.150
50	0.980	0.990	0.155	1.000	0.860	0.135	0.870
70	0.670	0.670	0.150	0.690	0.590	0.130	0.600
95	0.490	0.500	0.150	0.520	0.430	0.130	0.450
120	0.390	0.400	0.145	0.420	0.340	0.130	0.370
150	0.310	0.320	0.145	0.350	0.280	0.125	0.300
185	0.250	0.260	0.145	0.290	0.220	0.125	0.260
240	0.195	0.200	0.140	0.240	0.175	0.125	0.210
300	0.155	0.160	0.140	0.210	0.140	0.120	0.185
400	0.120	0.130	0.140	0.190	0.115	0.120	0.165



3- Core CU/ XLPE / SWA / PVC Cable

IEC 60502-1 - 600/1000V



CONDUCTOR			Nom. Thick of Insulation	Nom. Thick of Bedding	Nom. Diameter of Armour Wire	Nom. Thick of Sheath	Approx. OD of Cable	Approx. Weight of Cable
Size	Nom. Diameter of Wire	Approx. Diameter						
<i>mm²</i>	<i>mm</i>	<i>mm</i>	<i>mm</i>	<i>mm</i>	<i>mm</i>	<i>mm</i>	<i>mm</i>	<i>kg/km</i>
1.5	7/0.53 CS	1.59	0.70	1.0	0.90	1.80	14.75	375
2.5	7/0.67 CS	2.01	0.70	1.0	0.90	1.80	15.50	428
4	7/0.85 CS	2.55	0.70	1.0	0.90	1.80	16.75	510
6	7/1.04 CC	3.12	0.70	1.0	0.90	1.80	18.00	605
10	7/1.35 CC	4.05	0.70	1.0	1.25	1.80	20.00	850
16	7/1.70 CC	5.10	0.70	1.0	1.25	1.80	22.30	1105
25	7/2.14 SS	-	0.90	1.0	1.60	1.80	25.25	1640
35	19/1.53 SS	-	0.90	1.0	1.60	1.80	26.50	1965
50	19/1.78 SS	-	1.00	1.0	1.60	1.90	30.00	2505
70	19/2.14 SS	-	1.10	1.2	2.00	2.00	34.00	3513
95	19/2.52 SS	-	1.10	1.2	2.00	2.20	38.00	4485
120	37/2.03 SS	-	1.20	1.2	2.00	2.30	41.00	5530
150	37/2.25 SS	-	1.40	1.4	2.50	2.50	47.35	6780
185	37/2.52 SS	-	1.60	1.4	2.50	2.60	50.75	8283
240	61/2.25 SS	-	1.70	1.6	2.50	2.80	58.50	10680
300	61/2.52 SS	-	1.80	1.6	2.50	3.00	64.00	12840
400	61/2.85 SS	-	2.00	1.6	2.50	3.20	70.25	16030

Notes : CS : Circular Stranded Conductor (Class 2)
 CC : Circular Compacted Stranded Conductor (Class 2)
 SS : Shaped Stranded Conductor (Class 2)



MYR 2,000,000 INSURANCE COVERED
 *T & C APPLY



3- Core CU/ XLPE / SWA / PVC Cable


CURRENT-CARRYING CAPACITY (AMP)

CURRENT-CARRYING CAPACITY (AMP)						
Conductor Cross sectional Area	Clipped Direct		On perforated Cable tray or Free air		Laid Direct in ground	
	1 Two-core Cable, Single-phase a.c or d.c	1 Three or 1 Four-core cable, Three-phase a.c.	1 Two-core Cable, Single-phase a.c or d.c	1 Three or 1 Four-core cable, Three-phase a.c.	1 Two-core Cable, Single-phase a.c or d.c	1 Three or 1 Four-core cable, Three-phase a.c.
1	2	3	4	5	6	7
mm ²	A	A	A	A	A	A
1.5	27	23	29	25	38	32
2.5	36	31	39	33	49	42
4	49	42	52	44	65	55
6	62	53	66	56	81	69
10	85	73	90	78	109	92
16	110	94	115	99	141	119
25	146	124	152	131	183	152
35	180	154	188	162	219	182
50	219	187	228	197	259	217
70	279	238	291	251	317	266
95	338	289	354	304	381	319
120	392	335	410	353	433	363
150	451	386	472	406	485	406
185	515	441	539	463	547	458
240	607	520	636	546	632	529
300	698	599	732	628	708	592
400	787	673	847	728	799	667

SMART

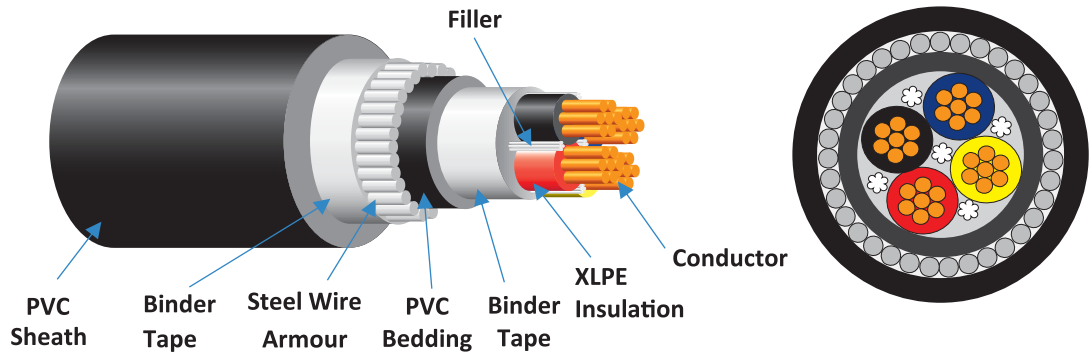
VOLTAGE DROP (PER amp PER METER)

Conductor cross-sectional area	Two-core Cable, d.c.	Two-core Cable, single-phase, a.c.			Three or Four-core Cable, three-phase a.c.		
1	2	3			4		
mm ²	mV/A/m	mV/A/m			mV/A/m		
		R	X	Z	R	X	Z
1.5	31		31			27	
2.5	19		19			16	
4	12		12			10	
6	7.9		7.9			6.8	
10	4.7		4.7			4.0	
16	2.9		2.9			2.5	
25	1.850	1.850	0.160	1.900	1.600	0.140	1.650
35	1.350	1.350	0.155	1.135	1.150	0.135	1.150
50	0.980	0.990	0.155	1.000	0.860	0.135	0.870
70	0.670	0.670	0.150	0.690	0.590	0.130	0.600
95	0.490	0.500	0.150	0.520	0.430	0.130	0.450
120	0.390	0.400	0.145	0.420	0.340	0.130	0.370
150	0.310	0.320	0.145	0.350	0.280	0.125	0.300
185	0.250	0.260	0.145	0.290	0.220	0.125	0.260
240	0.195	0.200	0.140	0.240	0.175	0.125	0.210
300	0.155	0.160	0.140	0.210	0.140	0.120	0.185
400	0.120	0.130	0.140	0.190	0.115	0.120	0.165



4- Core CU/ XLPE / SWA / PVC Cable

IEC 60502-1 - 600/1000V



CONDUCTOR			Nom. Thick of Insulation	Nom. Thick of Bedding	Nom. Diameter of Armour Wire	Nom. Thick of Sheath	Approx. OD of Cable	Approx. Weight of Cable
Size	Nom. Diameter of Wire	Approx. Diameter						
<i>mm²</i>	<i>mm</i>	<i>mm</i>	<i>mm</i>	<i>mm</i>	<i>mm</i>	<i>mm</i>	<i>mm</i>	<i>kg/km</i>
1.5	7/0.53 CS	1.59	0.70	1.0	0.90	1.80	15.5	418
2.5	7/0.67 CS	2.01	0.70	1.0	0.90	1.8	16.5	486
4	7/0.85 CS	2.55	0.70	1.0	0.90	1.8	17.8	595
6	7/1.04 CC	3.12	0.70	1.0	1.25	1.8	19.5	750
10	7/1.35 CC	4.05	0.70	1.0	1.25	1.8	21.8	1005
16	7/1.70 CC	5.10	0.70	1.0	1.60	1.8	24.8	1510
25	7/2.14 SS	-	0.90	1.0	1.60	1.8	27.3	1960
35	19/1.53 SS	-	0.90	1.0	1.60	1.9	29.3	2430
50	19/1.78 SS	-	1.00	1.0	1.60	2.0	32.5	3130
70	19/2.14 SS	-	1.10	1.2	2.00	2.2	38.0	4400
95	19/2.52 SS	-	1.10	1.2	2.00	2.3	41.8	5625
120	37/2.03 SS	-	1.20	1.4	2.50	2.5	47.0	7290
150	37/2.25 SS	-	1.40	1.4	2.50	2.6	51.8	8680
185	37/2.52 SS	-	1.60	1.4	2.50	2.8	58.3	10590
240	61/2.25 SS	-	1.70	1.6	2.50	3.0	65.5	13515
300	61/2.52 SS	-	1.80	1.6	2.50	3.2	70.0	16325
400	61/2.85 SS	-	2.00	1.8	3.15	3.5	80.0	21675

Notes :

- CS : Circular Stranded Conductor (Class 2)
- CC : Circular Compacted Stranded Conductor (Class 2)
- SS : Shaped Stranded Conductor (Class 2)



MYR 2,000,000 INSURANCE COVERED
*T & C APPLY



4- Core CU/ XLPE / SWA / PVC Cable


CURRENT-CARRYING CAPACITY (AMP)

CURRENT-CARRYING CAPACITY (AMP)						
Conductor Cross sectional Area	Clipped Direct		On perforated Cable tray or Free air		Laid Direct in ground	
	1 Two-core Cable, Single-phase a.c or d.c	1 Three or 1 Four-core cable, Three-phase a.c.	1 Two-core Cable, Single-phase a.c or d.c	1 Three or 1 Four-core cable, Three-phase a.c.	1 Two-core Cable, Single-phase a.c or d.c	1 Three or 1 Four-core cable, Three-phase a.c.
1	2	3	4	5	6	7
mm ²	A	A	A	A	A	A
1.5	27	23	29	25	38	32
2.5	36	31	39	33	49	42
4	49	42	52	44	65	55
6	62	53	66	56	81	69
10	85	73	90	78	109	92
16	110	94	115	99	141	119
25	146	124	152	131	183	152
35	180	154	188	162	219	182
50	219	187	228	197	259	217
70	279	238	291	251	317	266
95	338	289	354	304	381	319
120	392	335	410	353	433	363
150	451	386	472	406	485	406
185	515	441	539	463	547	458
240	607	520	636	546	632	529
300	698	599	732	628	708	592
400	787	673	847	728	799	667

SMART

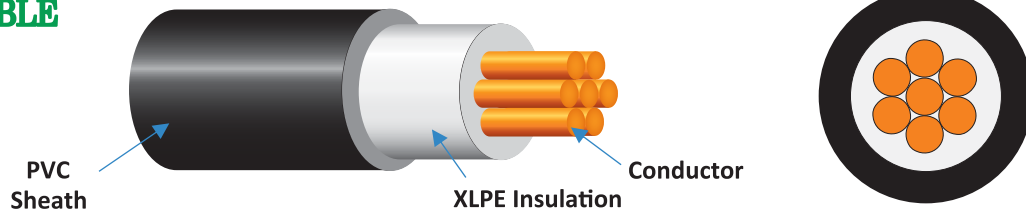
VOLTAGE DROP (PER amp PER METER)

Conductor cross-sectional area	Two-core Cable, d.c.	Two-core Cable, single-phase, a.c.			Three or Four-core Cable, three-phase a.c.		
1	2	3			4		
mm ²	mV/A/m	mV/A/m			mV/A/m		
		R	X	Z	R	X	Z
1.5	31		31			27	
2.5	19		19			16	
4	12		12			10	
6	7.9		7.9			6.8	
10	4.7		4.7			4.0	
16	2.9		2.9			2.5	
		R	X	Z	R	X	Z
25	1.850	1.850	0.160	1.900	1.600	0.140	1.650
35	1.350	1.350	0.155	1.135	1.150	0.135	1.150
50	0.980	0.990	0.155	1.000	0.860	0.135	0.870
70	0.670	0.670	0.150	0.690	0.590	0.130	0.600
95	0.490	0.500	0.150	0.520	0.430	0.130	0.450
120	0.390	0.400	0.145	0.420	0.340	0.130	0.370
150	0.310	0.320	0.145	0.350	0.280	0.125	0.300
185	0.250	0.260	0.145	0.290	0.220	0.125	0.260
240	0.195	0.200	0.140	0.240	0.175	0.125	0.210
300	0.155	0.160	0.140	0.210	0.140	0.120	0.185
400	0.120	0.130	0.140	0.190	0.115	0.120	0.165



1- Core CU/ XLPE / PVC Cable

IEC 60502-1 - 600/1000V



CONDUCTOR			Nom. Thick of Insulation	Nom. Thick of Sheath	Approx. OD of Cable	Approx. Weight of Cable
Size	Nom. Diameter of Wire	Approx. Diameter				
<i>mm²</i>	<i>mm</i>	<i>mm</i>	<i>mm</i>	<i>mm</i>	<i>mm</i>	<i>kg/km</i>
1.5	7/0.53 CS	1.59	0.7	1.4	6.0	50
2.5	7/0.67 CS	2.01	0.7	1.4	6.5	60
4	7/0.85 CS	2.55	0.7	1.4	7.0	80
6	7/1.04 CS	3.12	0.7	1.4	7.5	105
10	7/1.35 CC	4.05	0.7	1.4	8.5	150
16	7/1.70 CC	5.10	0.7	1.4	9.6	210
25	7/2.14 CC	6.15	0.9	1.4	11.3	315
35	19/1.53 CC	7.33	0.9	1.4	12.4	415
50	19/1.78 CC	8.50	1.0	1.4	13.8	543
70	19/2.14 CC	10.20	1.1	1.4	15.8	758
95	19/2.52 CC	12.00	1.1	1.5	17.9	1028
120	37/2.03 CC	13.50	1.2	1.5	19.9	1273
150	37/2.25 CC	15.05	1.4	1.5	22.0	1568
185	37/2.52 CC	16.85	1.6	1.5	24.3	1938
240	61/2.25 CC	19.33	1.7	1.6	27.3	2500
300	61/2.52 CC	21.65	1.8	1.6	30.5	3123
400	61/2.85 CC	24.48	2.0	1.7	33.8	4010
500	61/3.20 CC	27.55	2.2	1.7	37.7	5030
630	127/2.52 CC	31.28	2.4	1.8	42.3	6475
800	127/2.85 CC	37.05	2.6	1.9	47.5	8185
1000	127/3.20 CC	41.60	2.8	1.9	52.5	10255

Notes : CS : Circular Stranded Conductor (Class 2)
 CC : Circular Compacted Stranded Conductor (Class 2)



MYR 2,000,000 INSURANCE COVERED
 *T & C APPLY




1- Core CU/ XLPE / PVC Cable

CURRENT-CARRYING CAPACITY (AMP)

Conductor cross-sectional area	Enclosed in conduit in thermally insulating wall etc		Enclosed in conduit on a wall or in trunking ect		Cilpped direct		(In free air or on a perforated cable tray, horizontal or vertical) Touching			(In free air) Spaced by one cable diameter	
	2 cables, single-phase a.c. or d.c.	3 or 4 cables, three-phase a.c.	2 cables, single-phase a.c. or d.c.	3 or 4 cables, three-phase a.c.	2 cables, single-phase a.c. or d.c. flat & touching	3 or 4 cables, three-phase a.c. flat & touching or trefoil	2 cables, single-phase a.c. or d.c. flat	3 or 4 cables, Three-phase a.c. flat	3 or 4 cables, Three-phase a.c. trefoil	2 cables, single-phase a.c. or d.c. or 3 cables three-phase a.c. flat	
										Horizontal	Vertical
1	2	3	4	5	6	7	8	9	10	11	12
mm ²	A	A	A	A	A	A	A	A	A	A	A
1.5	19	17	23	20	25	23					
2.5	26	23	31	28	34	31					
4	35	31	42	37	46	41					
6	45	40	54	48	59	54					
10	61	54	75	66	81	74					
16	81	73	100	88	109	99					
25	106	95	133	117	143	130	161	141	135	182	161
35	131	117	164	144	176	161	200	176	169	226	201
50	158	141	198	175	228	209	242	216	207	275	246
70	200	179	253	222	293	268	310	279	268	353	318
95	241	216	306	269	355	326	377	342	328	430	389
120	278	249	354	312	413	379	437	400	383	500	454
150	318	285	393	342	476	436	504	464	444	577	527
185	362	324	449	384	545	500	575	533	510	661	605
240	424	380	528	450	644	590	679	634	607	781	719
300	486	435	603	514	743	681	783	736	703	902	833
400			683	584	868	793	940	868	823	1085	1008
500			783	666	990	904	1083	998	946	1253	1169
630			900	764	1130	1033	1254	1151	1088	1454	1362
800					1288	1179	1358	1275	1214	1581	1485
1000					1443	1323	1520	1436	1349	1775	1671

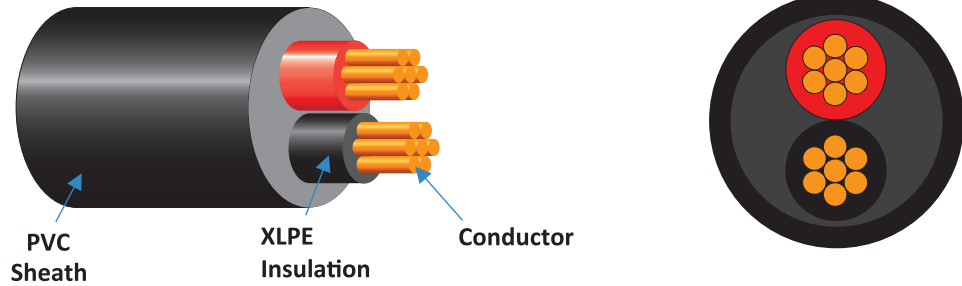
VOLTAGE DROP (PER amp PER METER)

Conductor cross-sectional area	2 Cables d.c.	2 Cables, Single-pase a.c.						3 or 4 Cables, three-phase a.c.															
		Enclosed in Conduit or trunking	Cilpped direct on trays or in free air				Enclosed in conduit or trunking	Cilpped direct on trays or in free air															
			Cable touching		Cable spaced*			Cable touching, Trefoil		Cable touching, Flat		Cable spaced*, Flat											
1	2	3	4	5	6	7	8	9	mV/A/m														
mm ²																							
1.5	31		31		31		31		27		27		27		27		27		27		27		27
2.5	19		19		19		19		16		16		16		16		16		16		16		16
4	12		12		12		12		10		10		10		10		10		10		10		10
6	7.9		7.9		7.9		7.9		6.8		6.8		6.8		6.8		6.8		6.8		6.8		6.8
10	4.7		4.7		4.7		4.7		4.0		4.0		4.0		4.0		4.0		4.0		4.0		4.0
16	2.9		2.9		2.9		2.9		2.5		2.5		2.5		2.5		2.5		2.5		2.5		2.5
		R	X	Z	R	X	Z	R	X	Z	R	X	Z	R	X	Z	R	X	Z	R	X	Z	
25	1.850	1.850	0.310	1.900	1.850	0.190	1.850	1.850	0.280	1.850	1.600	0.270	1.650	1.600	0.165	1.600	1.600	0.190	1.600	1.600	0.270	1.650	
35	1.350	1.350	0.290	1.350	1.350	0.180	1.350	1.350	0.270	1.350	1.150	0.250	1.150	1.150	0.155	1.150	1.150	0.180	1.150	1.150	0.260	1.200	
50	0.990	1.000	0.290	1.050	0.990	0.180	1.000	0.990	0.270	1.000	0.870	0.250	0.900	0.860	0.155	0.870	0.860	0.180	0.870	0.860	0.260	0.890	
70	0.680	0.700	0.280	0.750	0.680	0.175	0.710	0.680	0.260	0.730	0.600	0.240	0.650	0.590	0.150	0.610	0.590	0.175	0.620	0.590	0.250	0.650	
95	0.490	0.510	0.270	0.580	0.490	0.170	0.520	0.490	0.260	0.560	0.440	0.230	0.500	0.430	0.145	0.450	0.430	0.170	0.460	0.430	0.250	0.490	
120	0.390	0.410	0.260	0.480	0.390	0.165	0.430	0.390	0.250	0.470	0.350	0.230	0.420	0.340	0.140	0.370	0.340	0.165	0.380	0.340	0.240	0.420	
150	0.320	0.330	0.260	0.430	0.320	0.165	0.360	0.320	0.250	0.410	0.290	0.230	0.370	0.280	0.140	0.310	0.280	0.165	0.320	0.280	0.240	0.370	
185	0.250	0.270	0.260	0.370	0.260	0.165	0.300	0.250	0.250	0.360	0.230	0.230	0.320	0.220	0.140	0.260	0.220	0.165	0.280	0.220	0.240	0.330	
240	0.190	0.210	0.260	0.330	0.200	0.160	0.250	0.195	0.250	0.310	0.185	0.220	0.290	0.170	0.140	0.220	0.170	0.165	0.240	0.170	0.240	0.290	
300	0.155	0.175	0.250	0.310	0.160	0.160	0.220	0.155	0.250	0.290	0.150	0.220	0.270	0.140	0.140	0.195	0.135	0.160	0.210	0.135	0.240	0.270	
400	0.120	0.140	0.250	0.290	0.130	0.155	0.200	0.125	0.240	0.270	0.125	0.220	0.250	0.110	0.135	0.175	0.110	0.160	0.195	0.110	0.240	0.260	
500	0.093	0.120	0.250	0.280	0.105	0.155	0.185	0.098	0.240	0.260	0.100	0.220	0.240	0.090	0.135	0.165	0.088	0.160	0.180	0.085	0.240	0.250	
630	0.072	0.100	0.250	0.270	0.086	0.155	0.175	0.078	0.240	0.250	0.088	0.210	0.230	0.074	0.135	0.150	0.071	0.160	0.170	0.068	0.230	0.240	
800	0.056				0.072	0.150	0.170	0.064	0.240	0.250				0.062	0.130	0.145	0.059	0.155	0.165	0.055	0.230	0.240	
1000	0.045				0.063	0.150	0.165	0.054	0.240	0.240				0.055	0.130	0.140	0.050	0.155	0.165	0.047	0.230	0.240	



2- Core CU/ XLPE / PVC Cable

IEC 60502-1 - 600/1000V



CONDUCTOR			Nom. Thick of Insulation	Nom. Thick of Sheath	Approx. OD of Cable	Approx. Weight of Cable
Size	Nom. Diameter of Wire	Approx. Diameter				
<i>mm²</i>	<i>mm</i>	<i>mm</i>	<i>mm</i>	<i>mm</i>	<i>mm</i>	<i>kg/km</i>
1.5	7/0.53 CS	1.59	0.7	1.8	10.3	123
2.5	7/0.67 CS	2.01	0.7	1.8	11.0	155
4	7/0.85 CS	2.55	0.7	1.8	12.3	200
6	7/1.04 CC	3.12	0.7	1.8	13.3	255
10	7/1.35 CC	4.05	0.7	1.8	15.3	365
16	7/1.70 CC	5.10	0.7	1.8	17.2	503
25	7/2.14 SS	-	0.9	1.8	17.3	645
35	19/1.53 SS	-	0.9	1.8	18.5	850
50	19/1.78 SS	-	1.0	1.8	21.0	1128
70	19/2.14 SS	-	1.1	1.8	23.5	1557
95	19/2.52 SS	-	1.1	1.9	26.5	2095
120	37/2.03 SS	-	1.2	2.0	29.3	2610
150	37/2.25 SS	-	1.4	2.2	32.8	3225
185	37/2.52 SS	-	1.6	2.3	36.0	4003
240	61/2.25 SS	-	1.7	2.5	41.0	5225
300	61/2.52 SS	-	1.8	2.6	47.0	6530
400	61/2.85 SS	-	2.0	2.9	52.0	8258

Notes : CS : Circular Stranded Conductor (Class 2)
 CC : Circular Compacted Stranded Conductor (Class 2)
 SS : Shaped Stranded Conductor (Class 2)



MYR 2,000,000 INSURANCE COVERED
 *T & C APPLY



2- Core CU/ XLPE / PVC Cable


CURRENT-CARRYING CAPACITY (AMP)

Conductor Cross sectional Area	Enclosed in conduit and in insulated wall etc.		Enclosed in conduit on a wall or ceiling, or in trunking		Clipped Direct		In free air or on a perforated cable tray ect, horizontal or vertical	
	1 Two-core Cable, Single-phase a.c or d.c	1 Three or 1 Four-core cable, Three-phase a.c.	1 Two-core Cable, Single-phase a.c or d.c	1 Three or 1 Four-core cable, Three-phase a.c.	1 Two-core cable, single-phase a.c. or d.c.	1 three or 1 four-core cable, three-phase a.c.	1 Two-core Cable, Single-phase a.c or d.c	1 Three or Four-core cable, Three-phase a.c.
1	2	3	4	5	6	7	8	9
mm ²	A	A	A	A	A	A	A	A
1.5	18.5	16.5	22	19.5	24	22	26	23
2.5	25	22	30	26	33	30	36	32
4	33	30	40	35	45	40	49	42
6	42	38	51	44	58	52	63	54
10	57	51	69	60	80	71	86	75
16	76	68	91	80	107	96	115	100
25	99	89	119	105	138	119	149	127
35	121	109	146	128	171	147	185	158
50	145	130	175	154	209	179	225	192
70	183	164	221	194	269	229	289	246
95	220	197	265	233	328	278	352	298
120	253	227	305	268	382	322	410	346
150	290	259	334	300	441	371	473	399
185	329	295	384	340	506	424	542	456
240	386	346	359	398	599	500	641	538
300	442	396	532	455	693	576	741	621
400			625	536	803	667	865	741

SMART

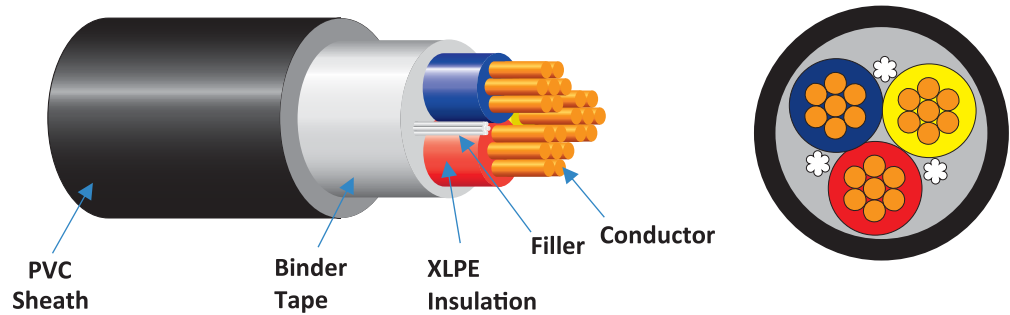
VOLTAGE DROP (PER amp PER METER)

Conductor cross-sectional area	Two-core Cable, d.c.		Two-core Cable, single-phase, a.c.			Three or Four-core Cable, three-phase a.c.		
1	2		3			4		
mm ²	mV/A/m		mV/A/m			mV/A/m		
1.5		31			31			27
2.5		19			19			16
4		12			12			10
6		7.9			7.9			6.8
10		4.7			4.7			4.0
16		2.9			2.9			2.5
			R	X	Z	R	X	Z
25		1.850	1.850	0.160	1.900	1.600	0.140	1.650
35		1.350	1.350	0.155	1.350	1.150	0.135	1.150
50		0.980	0.990	0.155	1.000	0.860	0.135	0.870
70		0.670	0.670	0.150	0.690	0.590	0.130	0.600
95		0.490	0.500	0.150	0.520	0.430	0.130	0.450
120		0.390	0.400	0.145	0.420	0.340	0.130	0.370
150		0.310	0.320	0.145	0.350	0.280	0.125	0.300
185		0.250	0.260	0.145	0.290	0.220	0.125	0.260
240		0.195	0.200	0.140	0.240	0.175	0.125	0.210
300		0.155	0.160	0.140	0.210	0.140	0.120	0.185
400		0.120	0.130	0.140	0.190	0.115	0.120	0.165



3- Core CU/ XLPE / PVC Cable

IEC 60502-1 - 600/1000V



CONDUCTOR			Nom. Thick of Insulation	Nom. Thick of Sheath	Approx. OD of Cable	Approx. Weight of Cable
Size	Nom. Diameter of Wire	Approx. Diameter				
<i>mm²</i>	<i>mm</i>	<i>mm</i>	<i>mm</i>	<i>mm</i>	<i>mm</i>	<i>kg/km</i>
1.5	7/0.53 CS	1.59	0.7	1.8	11.0	147
2.5	7/0.67 CS	2.01	0.7	1.8	11.5	185
4	7/0.85 CS	2.55	0.7	1.8	12.8	245
6	7/1.04 CC	3.12	0.7	1.8	14.3	313
10	7/1.35 CC	4.05	0.7	1.8	16.3	463
16	7/1.70 CC	5.10	0.7	1.8	18.0	658
25	7/2.14 SS	-	0.9	1.8	19.8	920
35	19/1.53 SS	-	0.9	1.8	21.4	1228
50	19/1.78 SS	-	1.0	1.8	24.8	1628
70	19/2.14 SS	-	1.1	1.9	27.8	2290
95	19/2.52 SS	-	1.1	2.0	31.5	3078
120	37/2.03 SS	-	1.2	2.1	34.8	3890
150	37/2.25 SS	-	1.4	2.3	39.3	4750
185	37/2.52 SS	-	1.6	2.4	42.8	5910
240	61/2.25 SS	-	1.7	2.6	49.0	7790
300	61/2.52 SS	-	1.8	2.7	57.0	9673
400	61/2.85 SS	-	2.0	3.0	59.0	12340

Notes : CS : Circular Stranded Conductor (Class 2)
 CC : Circular Compacted Stranded Conductor (Class 2)
 SS : Shaped Stranded Conductor (Class 2)



MYR 2,000,000 INSURANCE COVERED
 *T & C APPLY



3- Core CU/ XLPE / PVC Cable


CURRENT-CARRYING CAPACITY (AMP)

Conductor Cross sectional Area	Enclosed in conduit and in insulated wall etc.		Enclosed in conduit on a wall or ceiling, or in trunking		Clipped Direct		In free air or on a perforated cable tray ect, horizontal or vertical	
	1 Two-core Cable, Single-phase a.c or d.c	1 Three or 1 Four-core cable, Three-phase a.c.	1 Two-core Cable, Single-phase a.c or d.c	1 Three or 1 Four-core cable, Three-phase a.c.	1 Two-core cable, single-phase a.c. or d.c.	1 three or 1 four-core cable, three-phase a.c.	1 Two-core Cable, Single-phase a.c or d.c	1 Three or Four-core cable, Three-phase a.c.
1	2	3	4	5	6	7	8	9
mm ²	A	A	A	A	A	A	A	A
1.5	18.5	16.5	22	19.5	24	22	26	23
2.5	25	22	30	26	33	30	36	32
4	33	30	40	35	45	40	49	42
6	42	38	51	44	58	52	63	54
10	57	51	69	60	80	71	86	75
16	76	68	91	80	107	96	115	100
25	99	89	119	105	138	119	149	127
35	121	109	146	128	171	147	185	158
50	145	130	175	154	209	179	225	192
70	183	164	221	194	269	229	289	246
95	220	197	265	233	328	278	352	298
120	253	227	305	268	382	322	410	346
150	290	259	334	300	441	371	473	399
185	329	295	384	340	506	424	542	456
240	386	346	359	398	599	500	641	538
300	442	396	532	455	693	576	741	621
400			625	536	803	667	865	741

SMART

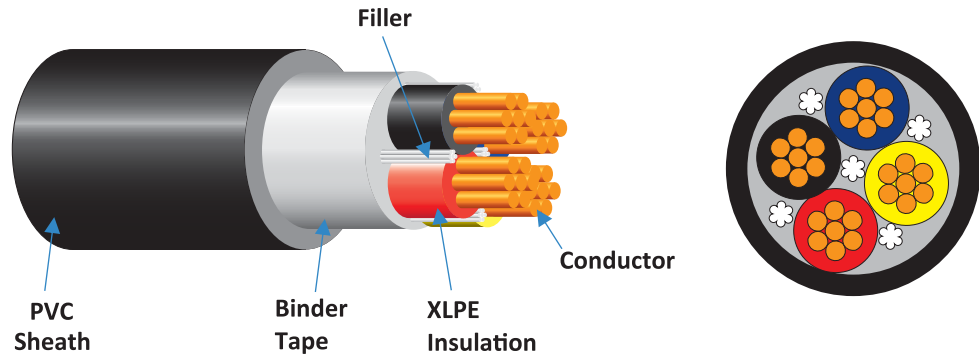
VOLTAGE DROP (PER amp PER METER)

Conductor cross-sectional area	Two-core Cable, d.c.		Two-core Cable, single-phase, a.c.			Three or Four-core Cable, three-phase a.c.		
1	2		3			4		
mm ²	mV/A/m		mV/A/m			mV/A/m		
1.5		31			31			27
2.5		19			19			16
4		12			12			10
6		7.9			7.9			6.8
10		4.7			4.7			4.0
16		2.9			2.9			2.5
			R	X	Z	R	X	Z
25		1.850	1.850	0.160	1.900	1.600	0.140	1.650
35		1.350	1.350	0.155	1.350	1.150	0.135	1.150
50		0.980	0.990	0.155	1.000	0.860	0.135	0.870
70		0.670	0.670	0.150	0.690	0.590	0.130	0.600
95		0.490	0.500	0.150	0.520	0.430	0.130	0.450
120		0.390	0.400	0.145	0.420	0.340	0.130	0.370
150		0.310	0.320	0.145	0.350	0.280	0.125	0.300
185		0.250	0.260	0.145	0.290	0.220	0.125	0.260
240		0.195	0.200	0.140	0.240	0.175	0.125	0.210
300		0.155	0.160	0.140	0.210	0.140	0.120	0.185
400		0.120	0.130	0.140	0.190	0.115	0.120	0.165



4- Core CU/ XLPE / PVC Cable

IEC 60502-1 - 600/1000V



CONDUCTOR			Nom. Thick of Insulation	Nom. Thick of Sheath	Approx. OD of Cable	Approx. Weight of Cable
Size	Nom. Diameter of Wire	Approx. Diameter				
<i>mm</i> ²	<i>mm</i>	<i>mm</i>	<i>mm</i>	<i>mm</i>	<i>mm</i>	<i>kg/km</i>
1.5	7/0.53 CS	1.59	0.7	1.8	11.0	170
2.5	7/0.67 CS	2.01	0.7	1.8	11.5	225
4	7/0.85 CS	2.55	0.7	1.8	13.5	305
6	7/1.04 CC	3.12	0.7	1.8	15.0	385
10	7/1.35 CC	4.05	0.7	1.8	17.5	580
16	7/1.70 CC	5.10	0.7	1.8	20.0	835
25	7/2.14 SS	-	0.9	1.8	21.5	1210
35	19/1.53 SS	-	0.9	1.8	24.0	1610
50	19/1.78 SS	-	1.0	1.8	27.0	2120
70	19/2.14 SS	-	1.1	2.0	31.5	3015
95	19/2.52 SS	-	1.1	2.1	36.0	4085
120	37/2.03 SS	-	1.2	2.3	40.0	5155
150	37/2.25 SS	-	1.4	2.4	44.0	6270
185	37/2.52 SS	-	1.6	2.6	49.0	7910
240	61/2.25 SS	-	1.7	2.8	57.0	10320
300	61/2.52 SS	-	1.8	3.0	61.0	12970
400	61/2.85 SS	-	2.0	3.3	69.0	16200

Notes : CS : Circular Stranded Conductor (Class 2)
 CC : Circular Compacted Stranded Conductor (Class 2)
 SS : Shaped Stranded Conductor (Class 2)



MYR 2,000,000 INSURANCE COVERED
 *T & C APPLY



4- Core CU/ XLPE / PVC Cable


CURRENT-CARRYING CAPACITY (AMP)

Conductor Cross sectional Area	Enclosed in conduit and in insulated wall etc.		Enclosed in conduit on a wall or ceiling, or in trunking		Clipped Direct		In free air or on a perforated cable tray ect, horizontal or vertical	
	1 Two-core Cable, Single-phase a.c or d.c	1 Three or 1 Four-core cable, Three-phase a.c.	1 Two-core Cable, Single-phase a.c or d.c	1 Three or 1 Four-core cable, Three-phase a.c.	1 Two-core cable, single-phase a.c. or d.c.	1 three or 1 four-core cable, three-phase a.c.	1 Two-core Cable, Single-phase a.c or d.c	1 Three or Four-core cable, Three-phase a.c.
1	2	3	4	5	6	7	8	9
mm ²	A	A	A	A	A	A	A	A
1.5	18.5	16.5	22	19.5	24	22	26	23
2.5	25	22	30	26	33	30	36	32
4	33	30	40	35	45	40	49	42
6	42	38	51	44	58	52	63	54
10	57	51	69	60	80	71	86	75
16	76	68	91	80	107	96	115	100
25	99	89	119	105	138	119	149	127
35	121	109	146	128	171	147	185	158
50	145	130	175	154	209	179	225	192
70	183	164	221	194	269	229	289	246
95	220	197	265	233	328	278	352	298
120	253	227	305	268	382	322	410	346
150	290	259	334	300	441	371	473	399
185	329	295	384	340	506	424	542	456
240	386	346	359	398	599	500	641	538
300	442	396	532	455	693	576	741	621
400			625	536	803	667	865	741

SMART

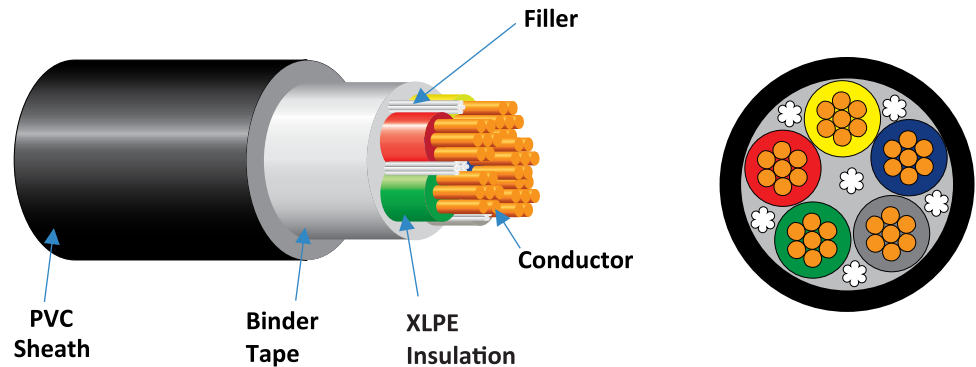
VOLTAGE DROP (PER amp PER METER)

Conductor cross-sectional area	Two-core Cable, d.c.	Two-core Cable, single-phase, a.c.			Three or Four-core Cable, three-phase a.c.		
1	2	3			4		
mm ²	mV/A/m	mV/A/m			mV/A/m		
1.5	31			31			27
2.5	19			19			16
4	12			12			10
6	7.9			7.9			6.8
10	4.7			4.7			4.0
16	2.9			2.9			2.5
		R	X	Z	R	X	Z
25	1.850	1.850	0.160	1.900	1.600	0.140	1.650
35	1.350	1.350	0.155	1.350	1.150	0.135	1.150
50	0.980	0.990	0.155	1.000	0.860	0.135	0.870
70	0.670	0.670	0.150	0.690	0.590	0.130	0.600
95	0.490	0.500	0.150	0.520	0.430	0.130	0.450
120	0.390	0.400	0.145	0.420	0.340	0.130	0.370
150	0.310	0.320	0.145	0.350	0.280	0.125	0.300
185	0.250	0.260	0.145	0.290	0.220	0.125	0.260
240	0.195	0.200	0.140	0.240	0.175	0.125	0.210
300	0.155	0.160	0.140	0.210	0.140	0.120	0.185
400	0.120	0.130	0.140	0.190	0.115	0.120	0.165



5 - Core CU/ XLPE / PVC Cable

IEC 60502-1; MS 2102 - 2007 - 600/1000V



CONDUCTOR			Nom. Thick of Insulation	Nom. Thick of Sheath	Approx. OD of Cable	Approx. Weight of Cable
Size	Nom. Diameter of Wire	Approx. Diameter				
<i>mm²</i>	<i>mm</i>	<i>mm</i>	<i>mm</i>	<i>mm</i>	<i>mm</i>	<i>kg/km</i>
1.5	7/0.53 CS	1.59	0.7	1.8	11.90	187
2.5	7/0.67 CS	2.01	0.7	1.8	13.22	251
4	7/0.85 CS	2.55	0.7	1.8	14.74	347
6	7/1.04 CC	3.12	0.7	1.8	17.53	445
10	7/1.35 CC	4.05	0.7	1.8	20.34	677
16	7/1.70 CC	5.10	0.7	1.8	23.12	985
25	7/2.14 SS	-	0.9	1.8	27.70	1446

Notes : CS : Circular Stranded Conductor (Class 2)
 CC : Circular Compacted Stranded Conductor (Class 2)
 SS : Shaped Stranded Conductor (Class 2)



MYR 2,000,000 INSURANCE COVERED
 *T & CAPPLY



5 - Core CU/ XLPE / PVC Cable

CURRENT-CARRYING CAPACITY (AMP)


CURRENT-CARRYING CAPACITY (AMP)								
Conductor Cross sectional Area	Enclosed in conduit and in insulated wall etc.		Enclosed in conduit on a wall or ceiling, or in trunking		Clipped Direct		In free air or on a perforated cable tray ect, horizontal or vertical	
	1 Two-core Cable, Single-phase a.c or d.c	1 Three or 1 Four-core cable, Three-phase a.c.	1 Two-core Cable, Single-phase a.c or d.c	1 Three or 1 Four-core cable, Three-phase a.c.	1 Two-core cable, single-phase a.c. or d.c.	1 three or four-core cable, three-phase a.c.	1 Two-core Cable, Single-phase a.c or d.c	1 Three or Four-core cable, Three-phase a.c.
1	2	3	4	5	6	7	8	9
mm ²	A	A	A	A	A	A	A	A
1.5	14	13	16.5	15	19.5	17.5	22	18.5
2.5	18.5	17.5	23	20	27	24	30	25
4	25	23	30	27	36	32	40	34
6	32	29	38	34	46	41	51	43
10	43	39	52	46	63	57	70	60
16	57	52	69	62	85	76	94	80
25	75	68	90	80	112	96	119	101

VOLTAGE DROP (PER amp PER METER)

Conductor cross-sectional area	Two-core Cable, d.c.	Two-core Cable, single-phase, a.c.			Three or Four-core Cable, three-phase a.c.		
1	2	3			4		
mm ²	mV/A/m	mV/A/m			mV/A/m		
1.5	29	29			25		
2.5	18	18			15		
4	11	11			9.5		
6	7.3	7.3			6.4		
10	4.4	4.4			3.8		
16	2.8	2.8			2.4		
		R	X	Z	R	X	Z
25	1.750	1.750	0.170	1.75	1.50	0.145	1.50

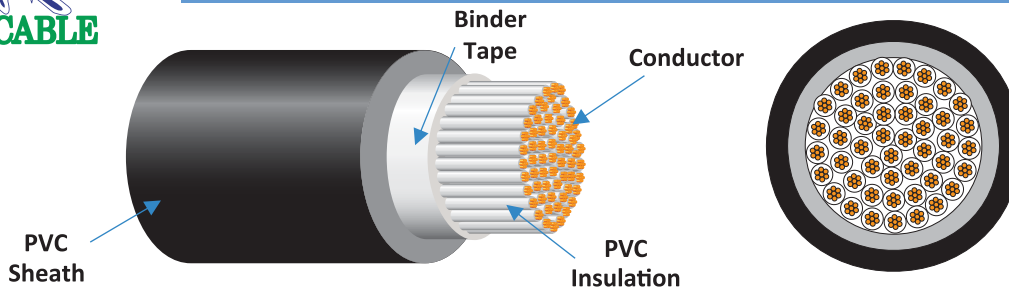


R= conductor resistance at operating temperature / X= reactance / Z= impedance



Core CU / PVC / PVC Cable


IEC 60502-1; MS 2102 - 600/1000V



CONDUCTOR			Nom. Thick of Insulation	Nom. Thick of Sheath	Approx. OD of Cable	Approx. Weight of Cable
Size	No. of Core	Approx. Diameter				
<i>mm²</i>	<i>mm</i>	<i>mm</i>	<i>mm</i>	<i>mm</i>	<i>mm</i>	<i>kg/km</i>
1.5	2	1.59 (CS)	0.8	1.8	11.00	140
	3				11.50	170
	4				12.50	200
	5				13.50	240
	6				14.50	270
	7					280
	8				15.50	330
	9				16.50	370
	10				18.00	400
	11					420
	12				18.50	450
	13					480
	14				19.50	510
	15					550
	16				20.00	570
	17				21.00	610
	18					630
	19				650	
	20				22.00	690
	21				22.50	710
	22				23.00	750
	23				23.50	790
	24				24.50	810
	25					840
	26				860	
	27				25.00	890
	28					910
	29				25.50	950
30	26.00	970				
37	28.00	1160				
40	29.00	1250				
48	32.00	1500				

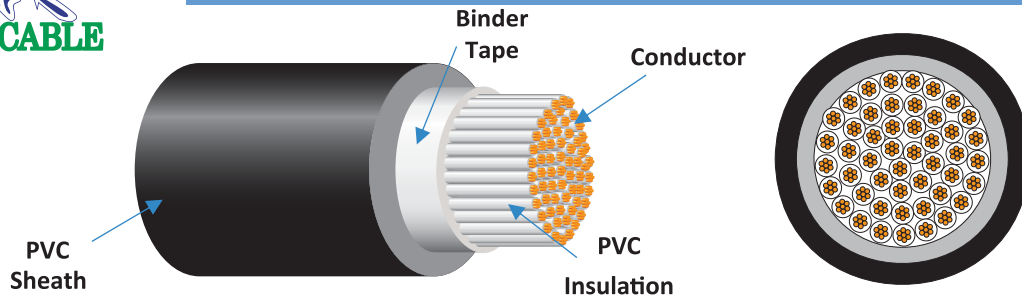
Notes : CS : Circular Stranded Conductor (Class 2)





Core CU / PVC / PVC Cable


IEC 60502-1; MS 2102 - 600/1000V



CONDUCTOR			Nom. Thick of Insulation	Nom. Thick of Sheath	Approx. OD of Cable	Approx. Weight of Cable
Size	No. of Core	Approx. Diameter				
<i>mm²</i>	<i>mm</i>	<i>mm</i>	<i>mm</i>	<i>mm</i>	<i>mm</i>	<i>kg/km</i>
2.5	2	2.01 (CS)	0.8	1.8	12.00	170
	3				12.50	210
	4				13.50	250
	5				14.50	300
	6				15.50	350
	7					370
	8				17.00	430
	9				18.00	490
	10				19.50	520
	11					560
	12				20.00	600
	13				20.50	640
	14				21.00	680
	15				21.50	730
	16				22.00	760
	17				23.00	810
	18				23.50	850
	19					870
	20				24.00	920
	21				24.50	960
	22				25.00	1010
	23				25.50	1060
	24				24.50	1090
	25					1120
26	1160					
27	27.50	1200				
28	28.00	1240				
29	28.50	1280				
30	31.50	1320				
37	32.50	1600				
40	36.00	1730				
48		2060				

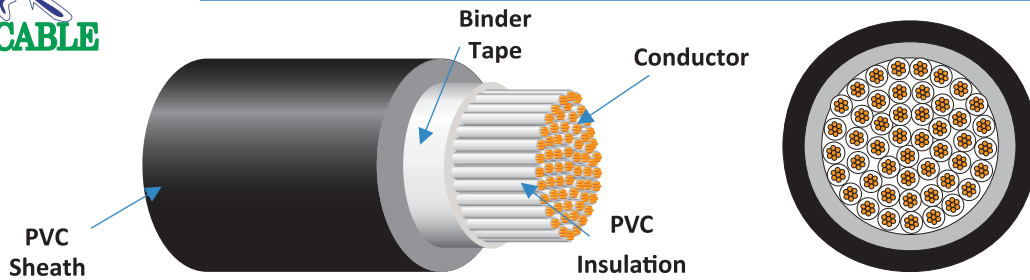
Notes : CS : Circular Stranded Conductor (Class 2)





Core CU / PVC / PVC Cable

IEC 60502-1; MS 2102 - 600/1000V



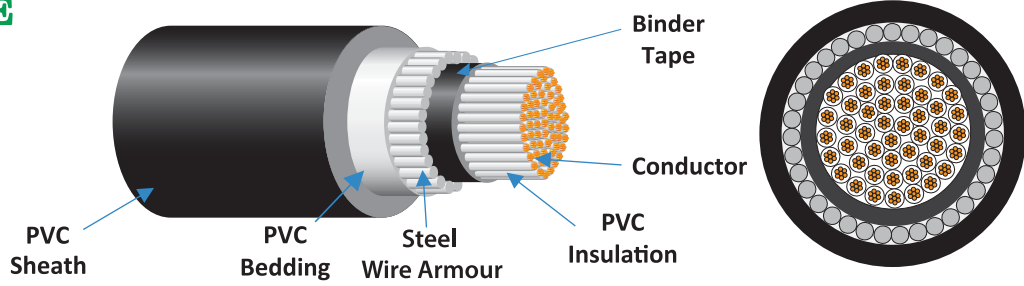
CONDUCTOR			Nom. Thick of Insulation	Nom. Thick of Sheath	Approx. OD of Cable	Approx. Weight of Cable
Size	No. of Core	Approx. Diameter				
mm ²	mm	mm	mm	mm	mm	kg/km
4	2	2.55 (CS)	1.0	1.8	12.00	230
	3				12.50	290
	4				13.50	360
	5				14.50	440
	6				18.50	510
	7					540
	8				20.00	630
	9				21.50	720
	10				23.50	770
	11					830
	12				24.00	890
	13				24.50	950
	14				25.50	1010
	15				26.00	1090
	16				26.50	1140
	17				27.50	1220
	18				28.00	1270
	19					1300
	20				24.00	1390
	21				24.50	1450
	22				25.00	1540
	23				25.50	1620
	24				33.00	1670
	25					1720
	26				1780	
	27				34.00	1860
	28				34.50	1910
	29				35.50	1980
30	28.00	2040				
37	39.50	2460				
40	44.00	2670				
48		3200				

Notes : CS : Circular Stranded Conductor (Class 2)



Core CU / PVC / SWA / PVC Cable

IEC 60502-1; MS 2103 - 600/1000V

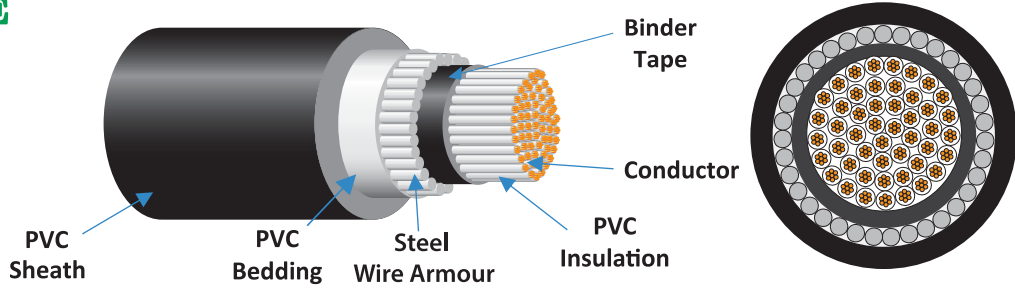


CONDUCTOR			Nom. Thick of Insulation	Nom. Thick of Bedding	Bedding Approx. Diameter	Nom. Diameter of Armour Wire	Nom. Thick of Sheath	Approx. OD of Cable	Approx. Weight of Cable
Size	No. of Core	Approx. Diameter							
mm ²	No.	mm	mm	mm	mm	mm	mm	mm	kg/km
1.5	2	1.59 (CS)	0.8	1.0	8.7	0.9	1.8	14.00	340
	3				9.3			14.50	370
	4				10.1			15.50	430
	5				11.1			16.50	480
	6				12.1			17.50	540
	7				13.2			18.50	610
	8				14.2			19.50	680
	9				15.5			21.00	730
	10				16.0			21.50	760
	11				16.3			21.50	800
	12				16.9			21.50	830
	13				17.4			22.50	870
	14				17.9			22.50	920
	15				18.4			23.00	950
	16				18.9			25.00	1270
	17				19.5	25.50		1310	
	18				19.9	25.50		1320	
	19				20.6	26.50		1380	
	20				21.0	26.50		1430	
	21				22.3	27.50		1480	
	22				22.8	27.50		1530	
	23				23.1	29.00		1590	
	24				23.7	29.00		1620	
	25				25.7	29.50		1640	
	26				26.7	29.50		1690	
	27				29.6	30.00		1720	
	28					30.00		1760	
	29					30.50		1810	
	30					32.50		2080	
	37					33.50		2210	
40		35.50	2790						
48		37.50							

Notes : CS : Circular Stranded Conductor (Class 2)

Core CU / PVC / SWA / PVC Cable

IEC 60502-1; MS 2103 - 600/1000V

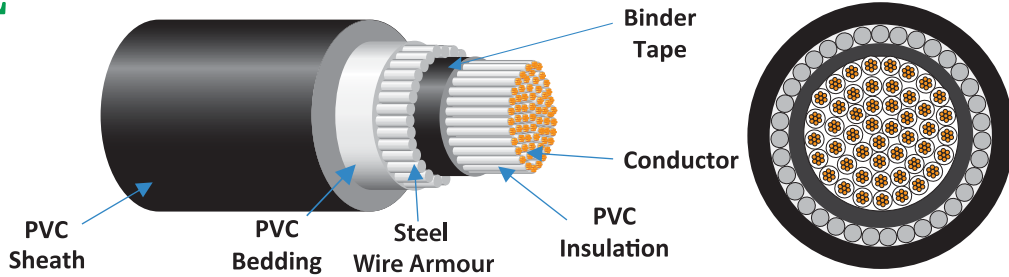


CONDUCTOR			Nom. Thick of Insulation	Nom. Thick of Bedding	Bedding Approx. Diameter	Nom. Diameter of Armour Wire	Nom. Thick of Sheath	Approx. OD of Cable	Approx. Weight of Cable
Size	No. of Core	Approx. Diameter							
mm ²	No.	mm	mm	mm	mm	mm	mm	mm	kg/km
2.5	2	2.01 (CS)	0.8	1.0	8.7	0.9	1.8	15.00	340
	3				9.3			15.50	370
	4				10.1			16.50	430
	5				11.1			17.50	480
	6				13.4			18.50	540
	7				14.5			18.50	550
	8				15.7			20.00	610
	9				17.2			21.00	680
	10				17.8			22.50	730
	11				18.1			22.50	760
	12				18.8			23.00	800
	13				19.3			25.00	830
	14				18.8			25.50	870
	15				19.3			26.00	920
	16				19.9	26.50		950	
	17				20.5	27.00		1270	
	18				21.0	27.50		1310	
	19				21.7	27.50		1320	
	20				22.2	28.50		1380	
	21				22.9	29.00		1430	
	22				23.3	29.50		1480	
	23				23.3	30.00		1530	
	24				24.8	32.00		1590	
	25				24.8	32.00		1620	
	26				24.8	32.00		1640	
	27				25.4	32.50		1690	
	28				25.7			1720	
	29				25.7	1760			
30	26.4	33.50	1810						
37	28.6	36.00	2080						
40	29.8	37.50	2210						
48	33.4	2.0	41.50	2790					

Notes : CS : Circular Stranded Conductor (Class 2)


Core CU / PVC / SWA / PVC Cable

IEC 60502-1; MS 2103 - 600/1000V



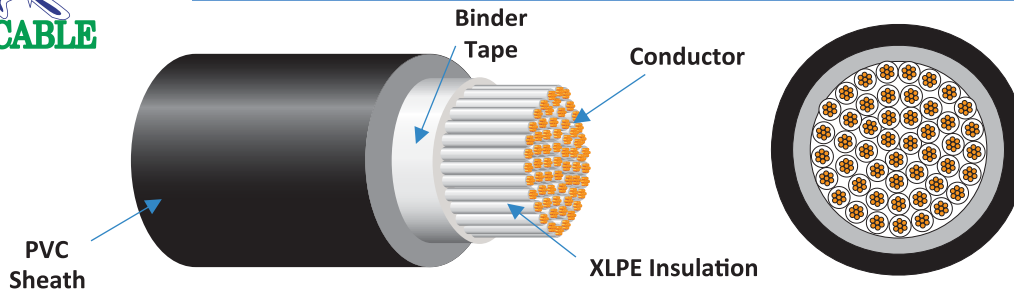
CONDUCTOR			Nom. Thick of Insulation	Nom. Thick of Bedding	Bedding Approx. Diameter	Nom. Diameter of Armour Wire	Nom. Thick of Sheath	Approx. OD of Cable	Approx. Weight of Cable
Size	No. of Core	Approx. Diameter							
mm ²	No.	mm	mm	mm	mm	mm	mm	mm	kg/km
4	2	2.01 (CS)	0.8	1.0	11.5	0.9	1.8	15.00	340
	3				12.2			15.50	370
	4				13.4			16.50	430
	5				14.8			17.50	480
	6				16.2			18.50	540
	7				17.6			19.10	550
	8				19.1			20.00	610
	9				21.0			21.00	680
	10				21.7			22.50	730
	11				22.1			22.50	760
	12				22.9			23.00	800
	13				23.6			25.00	830
	14				24.3			25.50	870
	15				25.1			26.00	920
	16				25.7			26.50	950
	17				26.5	27.00		1270	
	18				27.1	27.50		1310	
	19				28.1	27.50		1320	
	20				28.6	28.50		1380	
	21				30.9	29.00		1430	
	22				31.6	29.50		1480	
	23				32.0	30.00		1530	
	24				32.8	32.00		1590	
	25				35.6	32.00		1620	
	26				37.0	32.00		1640	
	27				41.5	32.50		1690	
	28					32.50		1720	
	29					32.50		1760	
	30					33.50		1810	
	37					36.00		2080	
40		37.50	2210						
48		41.50	2790						

Notes : CS : Circular Stranded Conductor (Class 2)



Core CU / XLPE / PVC Cable


IEC 60502-1 - 600/1000V



CONDUCTOR			Nom. Thick of Insulation	Nom. Thick of Sheath	Approx. OD of Cable	Approx. Weight of Cable
Size	No. of Core	Approx. Diameter				
<i>mm²</i>	<i>mm</i>	<i>mm</i>	<i>mm</i>	<i>mm</i>	<i>mm</i>	<i>kg/km</i>
1.5	2	1.59 (CS)	0.7	1.8	10.50	130
	3				11.00	150
	4				12.00	180
	5				13.00	210
	6				14.00	240
	7					250
	8				15.00	280
	9				16.00	320
	10				17.00	340
	11					360
	12				17.50	390
	13				18.00	410
	14				18.50	430
	15				19.00	460
	16				19.50	490
	17					520
	18				20.50	540
	19					560
	20				21.00	580
	21				21.50	600
	22				22.00	630
	23				22.50	660
	24				23.50	680
	25					700
26	24.00	720				
27		750				
28	24.50	770				
29	25.00	790				
30	25.50	820				
37	26.50	960				
40	27.50	1040				
48	30.50	1230				

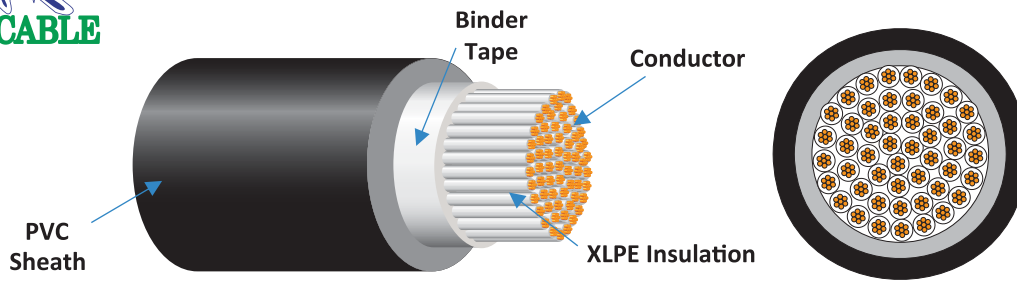
Notes : CS : Circular Stranded Conductor (Class 2)





Core CU / XLPE / PVC Cable


IEC 60502-1 - 600/1000V



CONDUCTOR			Nom. Thick of Insulation	Nom. Thick of Sheath	Approx. OD of Cable	Approx. Weight of Cable
Size	No. of Core	Approx. Diameter				
<i>mm²</i>	<i>mm</i>	<i>mm</i>	<i>mm</i>	<i>mm</i>	<i>mm</i>	<i>kg/km</i>
2.5	2	2.01 (CS)	0.7	1.8	11.00	160
	3				12.00	190
	4				13.00	230
	5				14.00	270
	6				15.00	310
	7					330
	8				16.50	370
	9				17.50	420
	10				19.00	460
	11					490
	12				19.50	520
	13				20.00	560
	14				20.50	590
	15				21.00	630
	16				21.50	660
	17				22.00	700
	18				22.50	730
	19					750
	20				23.00	790
	21				23.50	820
	22				24.00	860
	23				24.50	900
	24				26.00	940
	25					970
	26				26.50	1000
	27					1030
	28				26.50	1060
	29				27.00	1090
30	27.50	1130				
37	30.00	1350				
40	31.00	1450				
48	34.00	1740				

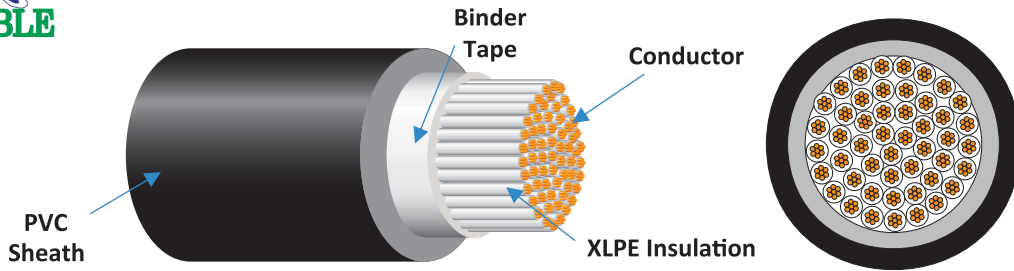
Notes : CS : Circular Stranded Conductor (Class 2)





Core CU / XLPE / PVC Cable

IEC 60502-1 - 600/1000V



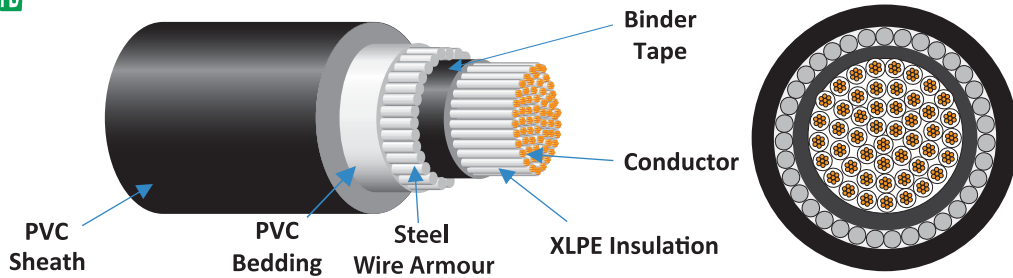
CONDUCTOR			Nom. Thick of Insulation	Nom. Thick of Sheath	Approx. OD of Cable	Approx. Weight of Cable
Size	No. of Core	Approx. Diameter				
<i>mm²</i>	<i>mm</i>	<i>mm</i>	<i>mm</i>	<i>mm</i>	<i>mm</i>	<i>kg/km</i>
4	2	2.55 (CS)	1.0	1.8	12.50	200
	3				13.00	250
	4				14.00	300
	5				15.50	360
	6				16.50	420
	7					450
	8				18.00	510
	9				19.00	580
	10				21.00	630
	11					680
	12				21.50	720
	13				22.00	780
	14				22.50	830
	15				23.00	880
	16				23.50	930
	17				24.50	990
	18				25.00	1040
	19					1060
	20				25.50	1120
	21				26.00	1170
	22				27.00	1230
	23				27.50	1280
	24				29.50	1340
	25					1380
	26				30.00	1430
	27					1470
	28				30.00	1520
	29				31.00	1570
	30					1620
	37				33.50	1690
40	35.00	2120				
48	38.50	2550				

Notes : CS : Circular Stranded Conductor (Class 2)



Core CU / XLPE / SWA / PVC Cable

IEC 60502-1 - 600/1000V

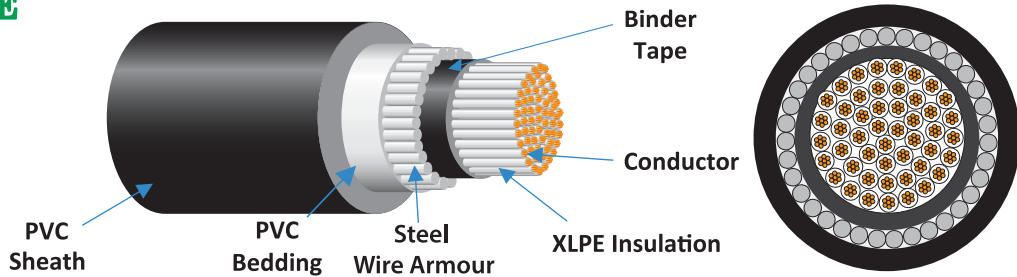


CONDUCTOR			Nom. Thick of Insulation	Nom. Thick of Bedding	Bedding Approx. Diameter	Nom. Diameter of Armour Wire	Nom. Thick of Sheath	Approx. OD of Cable	Approx. Weight of Cable
Size	No. of Core	Approx. Diameter							
mm ²	No.	mm	mm	mm	mm	mm	mm	mm	kg/km
1.5	2	1.59 (CS)	0.7	1.8	8.7	0.9	1.8	14.00	340
	3				9.3			14.50	370
	4				10.1			15.50	430
	5				11.1			16.50	480
	6				12.1			17.50	540
	7				13.2			18.50	610
	8				14.2			19.50	680
	9				15.5			21.00	760
	10				16.0			21.50	800
	11				16.3			21.50	830
	12				16.9			22.50	870
	13				17.4			22.50	920
	14				17.9			23.00	950
	15				18.4			25.00	1270
	16				18.9			25.50	1310
	17				19.5	25.50		1320	
	18				19.9	26.50		1380	
	19				20.6	26.50		1430	
	20				21.0	27.50		1480	
	21				21.0	27.50		1530	
	22				22.3	29.00		1590	
	23				22.8	29.00		1620	
	24				23.1	29.50		1640	
	25				23.7	29.50		1690	
	26				23.7	30.00		1720	
	27				25.7	30.00		1760	
	28				25.7	30.50		1810	
	29				26.7	32.50		2080	
	30				26.7	33.50		2210	
	31				29.6	37.50		2790	
32	29.6	37.50	2790						

Notes : CS : Circular Stranded Conductor (Class 2)

Core CU / XLPE / SWA / PVC Cable

IEC 60502-1 - 600/1000V

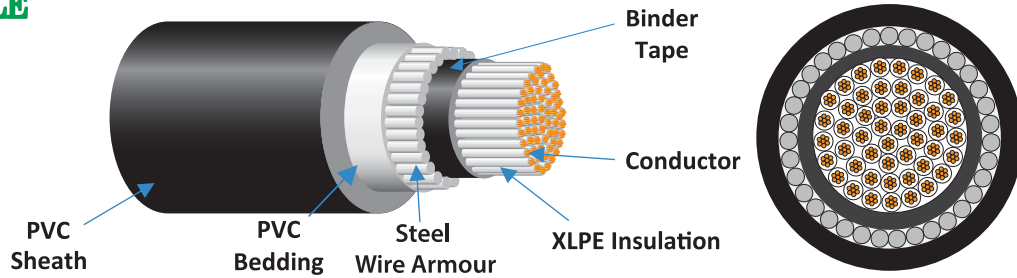


CONDUCTOR			Nom. Thick of Insulation	Nom. Thick of Bedding	Bedding Approx. Diameter	Nom. Diameter of Armour Wire	Nom. Thick of Sheath	Approx. OD of Cable	Approx. Weight of Cable
Size	No. of Core	Approx. Diameter							
mm ²	No.	mm	mm	mm	mm	mm	mm	mm	kg/km
2.5	2	2.01 (CS)	0.7	1.0	8.7	0.9	1.8	15.00	340
	3				9.3			15.50	370
	4				10.1			16.50	430
	5				11.1			17.50	480
	6				13.4			18.50	540
	7								550
	8				14.5			20.00	610
	9				15.7			21.00	680
	10				17.2			22.50	730
	11								760
	12				17.8			23.00	800
	13				18.1			25.00	830
	14				18.8			25.50	870
	15				19.3			26.00	920
	16				19.9	26.50		950	
	17				20.5	27.00		1270	
	18				21.0	27.50		1310	
	19							1320	
	20				21.7	28.50		1380	
	21				22.2	29.00		1430	
	22				22.9	29.50		1480	
	23				23.3	30.00		1530	
	24				24.8	32.00		1590	
	25							1620	
	26							1640	
	27				25.4			32.50	1690
	28				25.7				1720
	29				26.4				1760
30	26.4	33.50	1810						
37	28.6	36.00	2080						
40	29.8	37.50	2210						
48	33.4	2.0	41.50	2790					

Notes : CS : Circular Stranded Conductor (Class 2)

Core CU / XLPE / SWA / PVC Cable


IEC 60502-1 - 600/1000V



CONDUCTOR			Nom. Thick of Insulation	Nom. Thick of Bedding	Bedding Approx. Diameter	Nom. Diameter of Armour Wire	Nom. Thick of Sheath	Approx. OD of Cable	Approx. Weight of Cable
Size	No. of Core	Approx. Diameter							
mm ²	No.	mm	mm	mm	mm	mm	mm	mm	kg/km
4	2	2.01 (CS)	0.7	1.0	11.5	0.9	1.8	15.00	340
	3				12.2			15.50	370
	4				13.4			16.50	430
	5				14.8			17.50	480
	6				16.2			18.50	540
	7				17.6			19.00	550
	8				19.1			20.00	610
	9				21.0			21.00	680
	10				21.7			22.50	730
	11				22.1			23.00	760
	12				22.9			25.00	800
	13				23.6			25.50	830
	14				24.3			26.00	870
	15				25.1			26.50	920
	16				25.7	27.00		950	
	17				26.5	27.50		1270	
	18				27.1	28.50		1310	
	19				28.1	29.00		1320	
	20				28.6	29.50		1380	
	21				30.9	30.00		1430	
	22				31.6	32.00		1480	
	23				32.0	32.50		1530	
	24				32.8	32.50		1590	
	25				35.6	33.50		1620	
	26				37.0	36.00		1640	
	27				41.5	37.50		1690	
	28				41.5	41.50		1720	
	29				41.5	41.50		1760	
30	41.5	41.50	1810						
31	41.5	41.50	1810						
32	41.5	41.50	2080						
33	41.5	41.50	2080						
34	41.5	41.50	2210						
35	41.5	41.50	2210						
36	41.5	41.50	2790						
37	41.5	41.50	2790						

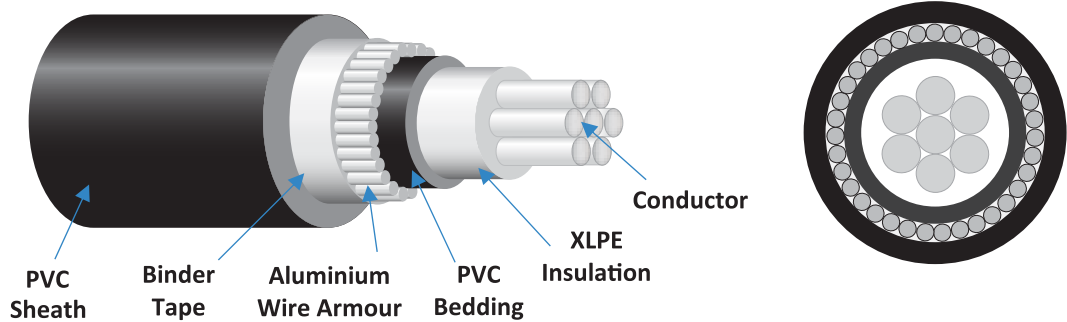
Notes : CS : Circular Stranded Conductor (Class 2)

Nom Cross Section Area (SIZE)	Maximum Resistance Conductor at 20°C			
	Class 1	Class 2	Class 5	Class 6
	Solid Conductors Ω /km	Stranded Conductors Ω /km	Flexible Conductor Ω /km	Flexible Conductor Ω /km
1.5	12.1	12.1	13.3	13.3
2.5	7.41	7.41	7.98	7.98
4	4.61	4.61	4.95	4.95
6	3.08	3.08	3.30	3.30
10	1.83	1.83	1.91	1.91
16	1.15	1.15	1.21	1.21
25	0.727	0.727	0.780	0.780
35	0.524	0.524	0.554	0.554
50	0.387	0.387	0.386	0.386
70	0.268	0.268	0.272	0.272
95	0.193	0.193	0.206	0.206
120	0.153	0.153	0.161	0.161
150	0.124	0.124	0.129	0.129
185	0.101	0.0991	0.106	0.106
240	0.0775	0.0754	0.0801	0.0801
300	0.0620	0.0601	0.0641	0.0641
400	0.4650	0.0470	0.0486	-
500	-	0.0366	0.0384	-
630	-	0.0283	0.0287	-
800	-	0.0221	-	-
1000	-	0.0176	-	-



1 - Core AL / XLPE / AWA / PVC Cable

IEC 60502-1 - 600/1000V



CONDUCTOR			Nom. Thick of Insulation	Nom. Thick of Bedding	Nom. Diameter of Armour Wire	Nom. Thick of Sheath	Approx. OD of Cable
Size	Nom. Diameter of Wire	Approx. Diameter					
<i>mm²</i>	<i>mm</i>	<i>mm</i>	<i>mm</i>	<i>mm</i>	<i>mm</i>	<i>mm</i>	<i>mm</i>
10	7/1.35 CS	3.97	0.7	1.0	1.04	1.8	13.31
16	7/1.70 CS	4.83	0.7	1.0	1.04	1.8	14.19
25	7/2.14 CS	6.08	0.9	1.0	1.04	1.8	15.87
35	7/2.52 CS	7.24	0.9	1.0	1.25	1.8	17.48
50	19/1.78 CS	8.26	1.0	1.0	1.25	1.8	18.73
70	19/2.14 CC	9.93	1.1	1.0	1.25	1.8	20.63
95	19/2.52 CC	11.68	1.1	1.0	1.6	1.8	23.02
120	37/2.03 CC	13.18	1.2	1.0	1.6	1.8	24.75
150	37/2.25 CC	14.61	1.4	1.0	1.6	1.8	26.60
185	37/2.52 CC	16.37	1.6	1.0	1.6	1.9	29.05
240	61/2.25 CC	18.79	1.7	1.0	1.6	2.0	31.86
300	61/2.52 CC	21.05	1.8	1.0	2.0	2.1	35.37
400	61/2.85 CC	23.80	2.0	1.2	2.0	2.2	39.18
500	61/3.20 CC	26.73	2.2	1.2	2.0	2.4	42.96
630	127/2.52 CC	30.39	2.4	1.2	2.5	2.6	48.51

Notes : CS : Circular Stranded Conductor (Class 2)
 CC : Circular Compacted Stranded Conductor (Class 2)




MYR 2,000,000 INSURANCE COVERED
 *T & C APPLY



1 - Core AL / XLPE / AWA / PVC Cable

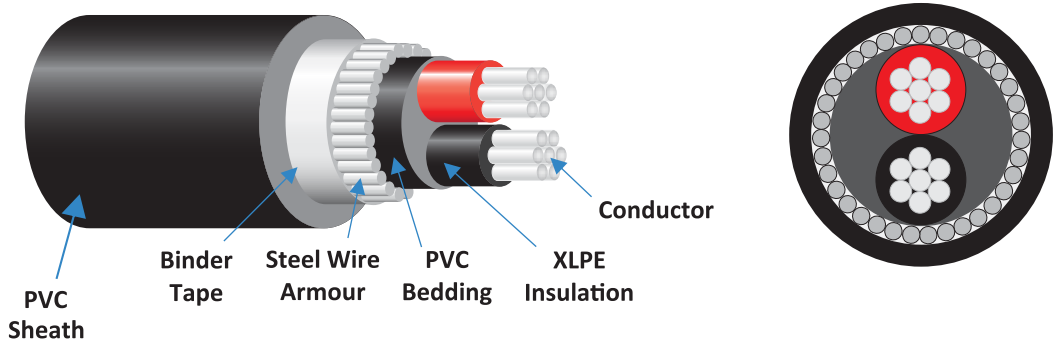
CURRENT-CARRYING CAPACITY (AMP) & VOLTAGE DROP (PER AMP PER METER)

Nominal Cross Sectional Area	Resistance at 20°C		Ambient Temperature 30°C		Voltage Drop	
	DC Conductor Max	Insulation Min (Calculated)	Ampacity In Air	Ampacity in Ground	Single - Phase	Three - Phase
(mm ²)	Ω/km	MΩ.km	A		mV/A/m	
16	1.910	431.337	-	-	-	-
25	1.200	481.172	-	-	-	-
35	0.868	375.935	-	-	-	-
50	0.641	365.456	166	180	1.57	1.37
70	0.443	334.042	212	221	1.13	1.03
95	0.320	282.301	258	264	0.88	0.81
120	0.253	275.886	290	300	0.73	0.69
150	0.206	286.849	345	336	0.61	0.59
185	0.164	292.239	401	380	0.53	0.52
240	0.125	279.470	477	439	0.44	0.45
300	0.100	259.033	554	439	0.39	0.40
400	0.078	259.033	641	571	0.35	0.37
500	0.061	248.310	732	638	0.33	0.34
630	0.047	238.780	821	712	0.30	0.32



2 - Core AL / XLPE / SWA / PVC Cable

IEC 60502-1 - 600/1000V



CONDUCTOR			Nom. Thick of Insulation	Nom. Thick of Bedding	Nom. Diameter of Armour Wire	Nom. Thick of Sheath	Approx. OD of Cable
Size	Nom. Diameter of Wire	Approx. Diameter					
<i>mm²</i>	<i>mm</i>	<i>mm</i>	<i>mm</i>	<i>mm</i>	<i>mm</i>	<i>mm</i>	<i>mm</i>
10	7/1.35 CS	3.97	0.7	1.0	1.25	1.8	19.12
16	7/1.70 CS	4.83	0.7	1.0	1.25	1.8	20.87
25	7/2.14 CS	6.08	0.9	1.0	1.6	1.8	24.93
35	7/2.52 CS	7.24	0.9	1.0	1.6	1.8	27.28
50	19/1.78 CS	8.26	1.0	1.0	1.6	2.0	30.17
70	19/2.14 SS	-	1.1	1.0	1.6	2.0	28.42
95	19/2.52 SS	-	1.1	1.2	2.0	2.0	32.39
120	37/2.03 SS	-	1.2	1.2	2.0	2.4	35.88
150	37/2.25 SS	-	1.4	1.2	2.0	2.4	38.76
185	37/2.52 SS	-	1.6	1.4	2.5	2.4	43.58
240	61/2.25 SS	-	1.7	1.4	2.5	2.6	49.23
300	61/2.52 SS	-	1.8	1.6	2.5	2.6	53.63
400	61/2.85 SS	-	2.0	1.6	2.5	3.2	59.97
500	61/3.20 SS	-	2.2	1.6	2.5	3.2	65.37
630	127/2.52 SS	-	2.4	1.6	2.5	3.2	71.97

Notes : CS : Circular Stranded Conductor (Class 2)
 CC : Circular Compacted Stranded Conductor (Class 2)
 SS : Shaped Stranded Conductor (Class 2)




MYR 2,000,000 INSURANCE COVERED
 *T & C APPLY



2 - Core AL / XLPE / SWA / PVC Cable

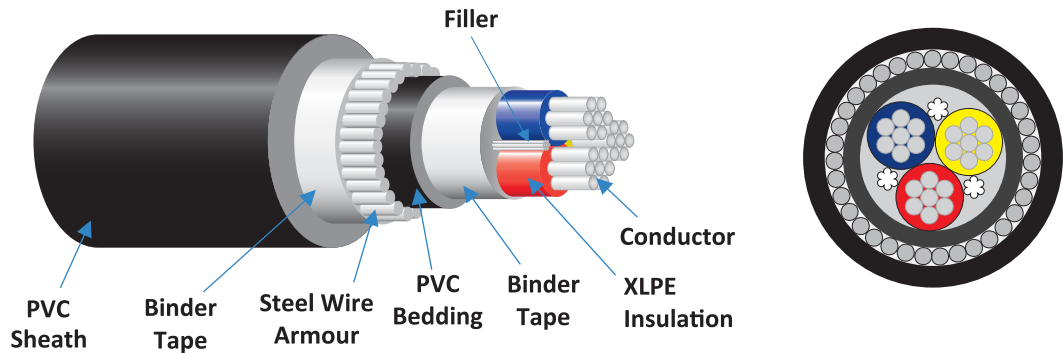
CURRENT-CARRYING CAPACITY (AMP) & VOLTAGE DROP (PER AMP PER METER)

Nominal Cross Sectional Area	Resistance at 20°C		Ambient Temperature 30°C		Voltage Drop	
	DC Conductor Max	Insulation Min (Calculated)	Ampacity In Air	Ampacity in Ground	Single - Phase	Three - Phase
(mm ²)	Ω/km	MΩ.km	A		mV/A/m	
16	1.910	431.337	76	89	4.70	4.12
25	1.200	481.172	100	114	3.04	2.65
35	0.868	375.935	123	137	2.16	1.91
50	0.641	365.456	149	161	1.14	1.42
70	0.443	334.042	190	198	1.13	0.95
95	0.320	282.301	230	234	0.82	0.71
120	0.253	275.886	271	265	-	0.57
150	0.206	286.849	313	299	-	0.46
185	0.164	292.239	359	335	-	0.38
240	0.125	279.470	428	385	-	0.30
300	0.100	259.033	500	435	-	0.25
400	0.078	259.033	565	580	-	0.21



3 - Core AL / XLPE / SWA / PVC Cable

IEC 60502-1 - 600/1000V



CONDUCTOR			Nom. Thick of Insulation	Nom. Thick of Bedding	Nom. Diameter of Armour Wire	Nom. Thick of Sheath	Approx. OD of Cable
Size	Nom. Diameter of Wire	Approx. Diameter					
<i>mm²</i>	<i>mm</i>	<i>mm</i>	<i>mm</i>	<i>mm</i>	<i>mm</i>	<i>mm</i>	<i>mm</i>
10	7/1.35 CS	3.97	0.7	1.0	1.6	1.8	20.38
16	7/1.70 CS	4.83	0.7	1.0	1.6	1.8	22.21
25	7/2.14 CS	6.08	0.9	1.0	1.6	1.8	25.73
35	7/2.52 CS	7.24	0.9	1.0	1.6	1.8	28.20
50	19/1.78 CS	8.26	1.0	1.0	1.6	2.0	31.21
70	19/2.14 SS	-	1.1	1.2	2.0	2.0	33.33
95	19/2.52 SS	-	1.1	1.2	2.0	2.0	36.62
120	37/2.03 SS	-	1.2	1.2	2.0	2.4	40.62
150	37/2.25 SS	-	1.4	1.4	2.5	2.4	45.48
185	37/2.52 SS	-	1.6	1.4	2.5	2.4	49.54
240	61/2.25 SS	-	1.7	1.6	2.5	2.6	55.27
300	61/2.52 SS	-	1.8	1.6	2.5	2.6	61.14
400	61/2.85 SS	-	2.0	1.6	3.15	3.2	69.75
500	61/3.20 SS	-	2.2	1.6	3.15	3.2	76.17
630	127/2.52 SS	-	2.4	1.6	3.15	3.5	84.61

Notes : CS : Circular Stranded Conductor (Class 2)
 CC : Circular Compacted Stranded Conductor (Class 2)
 SS : Shaped Stranded Conductor (Class 2)




MYR 2,000,000 INSURANCE COVERED
 *T & C APPLY



3 - Core AL / XLPE / SWA / PVC Cable

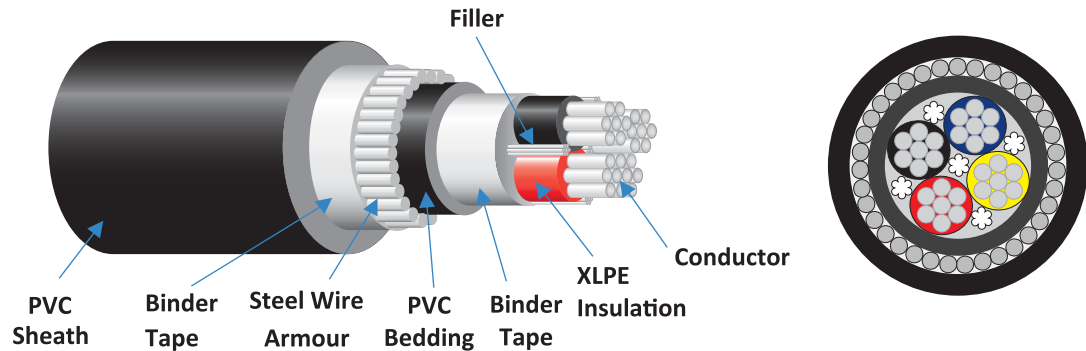
CURRENT-CARRYING CAPACITY (AMP) & VOLTAGE DROP (PER AMP PER METER)

Nominal Cross Sectional Area	Resistance at 20°C		Ambient Temperature 30°C		Voltage Drop	
	DC Conductor Max	Insulation Min (Calculated)	Ampacity In Air	Ampacity in Ground	Single - Phase	Three - Phase
(mm ²)	Ω/km	MΩ.km	A		mV/A/m	
16	1.910	431	76	89	4.70	4.12
25	1.200	481	100	114	3.04	2.65
35	0.868	375	123	137	2.16	1.91
50	0.641	365	149	161	1.14	1.42
70	0.443	334	190	198	1.13	0.95
95	0.320	282	230	234	0.82	0.71
120	0.253	275	271	265	-	0.57
150	0.206	286	313	299	-	0.46
185	0.164	292	359	335	-	0.38
240	0.125	279	428	385	-	0.30
300	0.100	259	500	435	-	0.25
400	0.078	259	565	580	-	0.21



4 - Core AL / XLPE / SWA / PVC Cable

IEC 60502-1 - 600/1000V



CONDUCTOR			Nom. Thick of Insulation	Nom. Thick of Bedding	Nom. Diameter of Armour Wire	Nom. Thick of Sheath	Approx. OD of Cable
Size	Nom. Diameter of Wire	Approx. Diameter					
<i>mm²</i>	<i>mm</i>	<i>mm</i>	<i>mm</i>	<i>mm</i>	<i>mm</i>	<i>mm</i>	<i>mm</i>
10	7/1.35 CS	3.97	0.7	1.0	1.6	1.8	21.47
16	7/1.70 CS	4.83	0.7	1.0	1.6	1.8	23.48
25	7/2.14 CS	6.08	0.9	1.0	1.6	1.8	27.33
35	7/2.52 CS	7.24	0.9	1.0	1.6	1.8	30.04
50	19/1.78 CS	8.26	1.0	1.0	1.6	2.1	33.49
70	19/2.14 SS	-	1.1	1.2	2.0	2.1	37.23
95	19/2.52 SS	-	1.1	1.2	2.0	2.1	41.05
120	37/2.03 SS	-	1.2	1.4	2.5	2.5	46.89
150	37/2.25 SS	-	1.4	1.4	2.5	2.5	50.98
185	37/2.52 SS	-	1.6	1.4	2.5	2.5	55.70
240	61/2.25 SS	-	1.7	1.6	2.5	3.0	62.84
300	61/2.52 SS	-	1.8	1.6	2.5	3.0	69.46
400	61/2.85 SS	-	2.0	1.8	3.15	3.5	79.23
500	61/3.20 SS	-	2.2	1.8	3.15	3.5	86.67
630	127/2.52 SS	-	2.4	1.8	3.15	4.0	96.75

Notes : CS : Circular Stranded Conductor (Class 2)
 CC : Circular Compacted Stranded Conductor (Class 2)
 SS : Shaped Stranded Conductor (Class 2)




MYR 2,000,000 INSURANCE COVERED
 *T & C APPLY



4 - Core AL / XLPE / SWA / PVC Cable

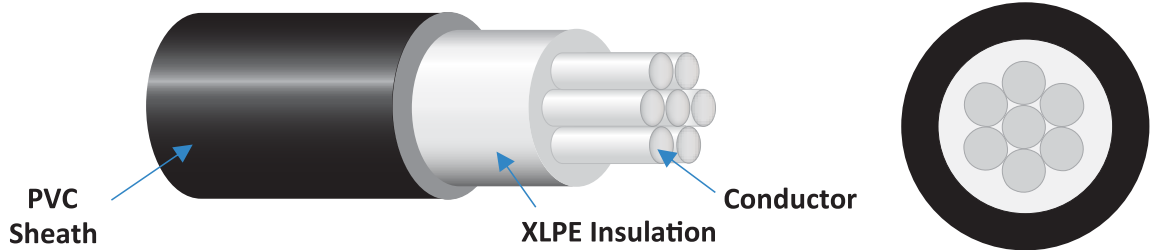
CURRENT-CARRYING CAPACITY (AMP) & VOLTAGE DROP (PER AMP PER METER)

Nominal Cross Sectional Area	Resistance at 20°C		Ambient Temperature 30°C		Voltage Drop	
	DC Conductor Max	Insulation Min (Calculated)	Ampacity In Air	Ampacity in Ground	Single - Phase	Three - Phase
(mm ²)	Ω/km	MΩ.km	A		mV/A/m	
16	1.910	431.337	76	89	4.70	4.12
25	1.200	481.172	100	114	3.04	2.65
35	0.868	375.935	123	137	2.16	1.91
50	0.641	274.103	149	161	1.14	1.42
70	0.443	250.458	190	198	1.13	0.95
95	0.320	213.079	230	234	0.82	0.71
120	0.253	213.435	271	265	-	0.57
150	0.206	220.421	313	299	-	0.46
185	0.164	220.192	359	335	-	0.38
240	0.125	210.271	428	385	-	0.30
300	0.100	206.688	500	435	-	0.25
400	0.078	195.035	565	580	-	0.21



1 - Core AL / XLPE / PVC Cable

IEC 60502-1 - 600/1000V



CONDUCTOR			Nom. Thick of Insulation	Nom. Thick of Sheath	Approx. OD of Cable
Size	Nom. Diameter of Wire	Approx. Diameter			
<i>mm²</i>	<i>mm</i>	<i>mm</i>	<i>mm</i>	<i>mm</i>	<i>mm</i>
10	7/1.35 CS	3.97	0.7	1.4	8.3
16	7/1.70 CS	4.83	0.7	1.4	9.21
25	7/2.14 CS	6.08	0.9	1.4	10.89
35	7/2.52 CS	7.24	0.9	1.4	12.08
50	19/1.78 CS	8.26	1.0	1.4	13.32
70	19/2.14 CC	9.93	1.1	1.4	15.23
95	19/2.52 CC	11.68	1.1	1.6	17.42
120	37/2.03 CC	13.18	1.2	1.6	19.16
150	37/2.25 CC	14.61	1.4	1.6	21.02
185	37/2.52 CC	16.37	1.6	1.6	23.23
240	61/2.25 CC	18.79	1.7	1.8	26.31
300	61/2.52 CC	21.05	1.8	1.8	28.82
400	61/2.85 CC	23.80	2.0	2.0	32.44
500	61/3.20 CC	26.73	2.2	2.0	35.83
630	127/2.52 CC	30.39	2.4	2.0	39.97

Notes : CS : Circular Stranded Conductor (Class 2)
 CC : Circular Compacted Stranded Conductor (Class 2)




MYR 2,000,000 INSURANCE COVERED
 *T & C APPLY



1 - Core AL / XLPE / PVC Cable

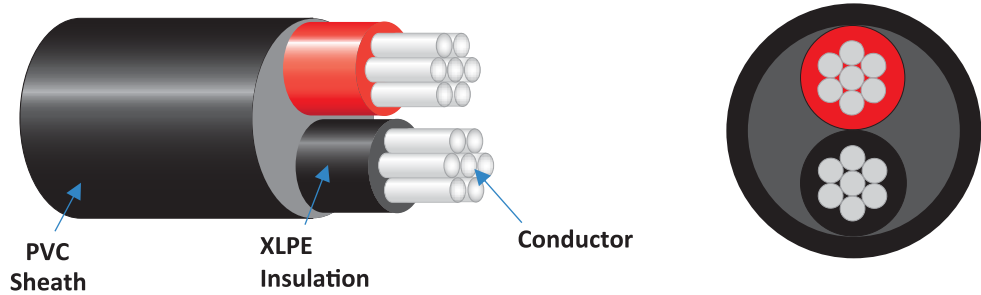
CURRENT-CARRYING CAPACITY (AMP) & VOLTAGE DROP (PER AMP PER METER)

Nominal Cross Sectional Area	Resistance at 20°C		Ambient Temperature 30°C		Voltage Drop	
	DC Conductor Max	Insulation Min (Calculated)	Ampacity In Air (On Perforated Cable tray)	Ampacity In Clipped Direct (Flat Touching & Trefoil)	Single - Phase	Three - Phase
(mm ²)	Ω/km	MΩ.km	A		mV/A/m	
16	1.910	431.337	-	95	-	4.12
25	1.200	481.172	99	125	-	2.65
35	0.868	375.935	123	138	-	1.91
50	0.641	365.456	163	150	1.69	1.45
70	0.443	334.042	211	177	1.19	1.00
95	0.320	282.301	259	214	0.89	0.76
120	0.253	275.886	303	249	0.73	0.63
150	0.206	286.849	352	287	0.60	0.53
185	0.164	292.239	405	328	0.52	0.46
240	0.125	279.470	483	388	0.42	0.40
300	0.100	259.033	561	447	0.37	0.36
400	0.078	259.033	654	603	-	0.33
500	0.061	248.310	762	702	-	0.31
630	0.0469	238.780	870	803	-	0.30



2 - Core AL / XLPE / PVC Cable

IEC 60502-1 - 600/1000V



CONDUCTOR			Nom. Thick of Insulation	Nom. Thick of Sheath	Approx. OD of Cable
Size	Nom. Diameter of Wire	Approx. Diameter			
<i>mm²</i>	<i>mm</i>	<i>mm</i>	<i>mm</i>	<i>mm</i>	<i>mm</i>
10	7/1.35 CS	3.97	0.7	1.8	14.56
16	7/1.70 CS	4.83	0.7	1.8	16.30
25	7/2.14 CS	6.08	0.9	1.8	19.65
35	7/2.52 CS	7.24	0.9	1.8	22.01
50	19/1.78 CS	8.26	1.0	1.8	24.48
70	19/2.14 SS	9.93	1.1	1.8	23.35
95	19/2.52 SS	11.68	1.1	2.0	26.60
120	37/2.03 SS	13.18	1.2	2.0	29.36
150	37/2.25 SS	14.61	1.4	2.2	32.74
185	37/2.52 SS	16.37	1.6	2.4	36.65
240	61/2.25 SS	18.79	1.7	2.4	40.91
300	61/2.52 SS	21.05	1.8	2.8	45.72
400	61/2.85 SS	23.80	2.0	3.0	51.24
500	61/3.20 SS	26.73	2.2	3.0	56.65
630	127/2.52 SS	30.39	2.4	3.0	63.24

Notes : CS : Circular Stranded Conductor (Class 2)
 CC : Circular Compacted Stranded Conductor (Class 2)
 SS : Shaped Stranded Conductor (Class 2)




MYR 2,000,000 INSURANCE COVERED
 *T & C APPLY



2 - Core AL / XLPE / PVC Cable

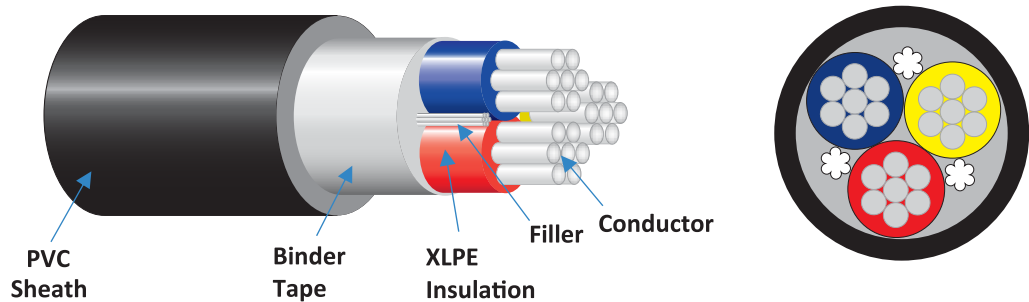
CURRENT-CARRYING CAPACITY (AMP) & VOLTAGE DROP (PER AMP PER METER)

Nominal Cross Sectional Area	Resistance at 20°C		Ambient Temperature 30°C		Voltage Drop	
	DC Conductor Max	Insulation Min (Calculated)	Ampacity In Air (On Perforated Cable Tray)	Ampacity in Trunking (in Conduit)	Single-Phase	Three-Phase
(mm ²)	Ω/km	MΩ.km	A		mV/A/m	
16	1.910	431.337	79	77	4.40	4.12
25	1.200	481.172	99	91	3.04	2.65
35	0.868	375.935	123	114	2.20	1.91
50	0.641	365.456	150	138	1.14	1.42
70	0.443	334.042	192	177	1.13	0.95
95	0.320	282.301	233	214	0.82	0.71
120	0.253	275.886	270	249	-	0.57
150	0.206	286.849	312	287	-	0.46
185	0.164	292.239	356	328	-	0.38
240	0.125	279.470	419	388	-	0.30
300	0.100	259.033	483	447	-	0.25
400	0.078	259.033	560	518	-	0.21



3 - Core AL / XLPE / PVC Cable

IEC 60502-1 - 600/1000V



CONDUCTOR			Nom. Thick of Insulation	Nom. Thick of Sheath	Approx. OD of Cable
Size	Nom. Diameter of Wire	Approx. Diameter			
<i>mm²</i>	<i>mm</i>	<i>mm</i>	<i>mm</i>	<i>mm</i>	<i>mm</i>
10	7/1.35 CS	3.97	0.7	1.8	15.26
16	7/1.70 CS	4.83	0.7	1.8	17.12
25	7/2.14 CS	6.08	0.9	1.8	20.69
35	7/2.52 CS	7.24	0.9	1.8	23.20
50	19/1.78 CS	8.26	1.0	1.8	25.84
70	19/2.14 SS	9.93	1.1	1.8	26.43
95	19/2.52 SS	11.68	1.1	2.0	30.12
120	37/2.03 SS	13.18	1.2	2.0	33.32
150	37/2.25 SS	14.61	1.4	2.2	37.16
185	37/2.52 SS	16.37	1.6	2.4	41.62
240	61/2.25 SS	18.79	1.7	2.4	46.54
300	61/2.52 SS	21.05	1.8	2.8	53.22
400	61/2.85 SS	23.80	2.0	3.0	58.29
500	61/3.20 SS	26.73	2.2	3.0	64.54
630	127/2.52 SS	30.39	2.4	3.0	72.17

Notes : CS : Circular Stranded Conductor (Class 2)
 CC : Circular Compacted Stranded Conductor (Class 2)
 SS : Shaped Stranded Conductor (Class 2)




MYR 2,000,000 INSURANCE COVERED
 *T & C APPLY



3 - Core AL / XLPE / PVC Cable

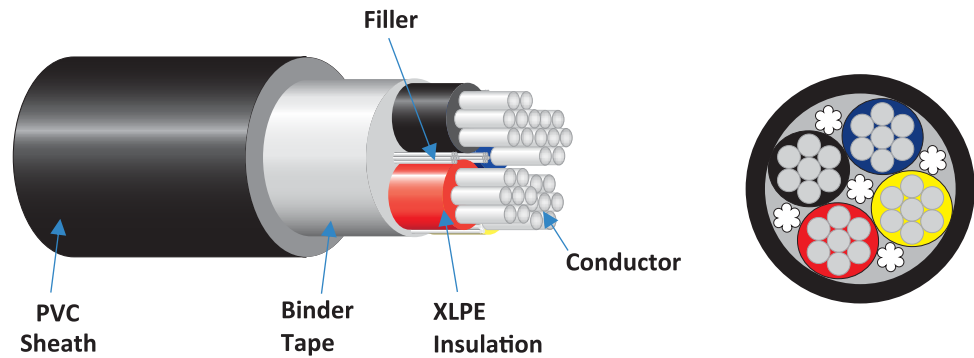
CURRENT-CARRYING CAPACITY (AMP) & VOLTAGE DROP (PER AMP PER METER)

Nominal Cross Sectional Area	Resistance at 20°C		Ambient Temperature 30°C		Voltage Drop	
	DC Conductor Max	Insulation Min (Calculated)	Ampacity In Air (On Perforated Cable Tray)	Ampacity in Trunking (in Conduit)	Single-Phase	Three-Phase
(mm ²)	Ω/km	MΩ.km	A		mV/A/m	
16	1.910	431.337	79	77	4.40	4.12
25	1.200	481.172	99	91	3.04	2.65
35	0.868	375.935	123	114	2.20	1.91
50	0.641	365.456	150	138	1.14	1.42
70	0.443	334.042	192	177	1.13	0.95
95	0.320	282.301	233	214	0.82	0.71
120	0.253	275.886	270	249	-	0.57
150	0.206	286.849	312	287	-	0.46
185	0.164	292.239	356	328	-	0.38
240	0.125	279.470	419	388	-	0.30
300	0.100	259.033	483	447	-	0.25
400	0.078	259.033	560	518	-	0.21



4 - Core AL / XLPE / PVC Cable

IEC 60502-1 - 600/1000V



CONDUCTOR			Nom. Thick of Insulation	Nom. Thick of Sheath	Approx. OD of Cable
Size	Nom. Diameter of Wire	Approx. Diameter			
<i>mm²</i>	<i>mm</i>	<i>mm</i>	<i>mm</i>	<i>mm</i>	<i>mm</i>
10	7/1.35 CS	3.97	0.7	1.8	16.19
16	7/1.70 CS	4.83	0.7	1.8	18.20
25	7/2.14 CS	6.08	0.9	1.8	22.05
35	7/2.52 CS	7.24	0.9	1.8	24.76
50	19/1.78 CS	8.26	1.0	1.8	27.61
70	19/2.14 SS	9.93	1.1	1.8	30.12
95	19/2.52 SS	11.68	1.1	2.0	34.35
120	37/2.03 SS	13.18	1.2	2.0	38.06
150	37/2.25 SS	14.61	1.4	2.2	42.46
185	37/2.52 SS	16.37	1.6	2.4	47.98
240	61/2.25 SS	18.79	1.7	2.4	54.42
300	61/2.52 SS	21.05	1.8	2.8	60.73
400	61/2.85 SS	23.80	2.0	3.0	68.17
500	61/3.20 SS	26.73	2.2	3.0	75.60
630	127/2.52 SS	30.39	2.4	3.0	84.67

Notes : CS : Circular Stranded Conductor (Class 2)
 CC : Circular Compacted Stranded Conductor (Class 2)
 SS : Shaped Stranded Conductor (Class 2)




MYR 2,000,000 INSURANCE COVERED
 *T & C APPLY



4 - Core AL / XLPE / PVC Cable

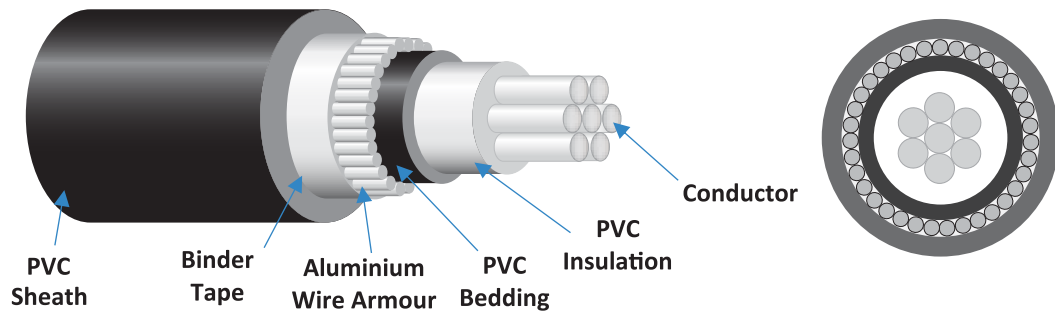
CURRENT-CARRYING CAPACITY (AMP) & VOLTAGE DROP (PER AMP PER METER)

Nominal Cross Sectional Area	Resistance at 20°C		Ambient Temperature 30°C		Voltage Drop	
	DC Conductor Max	Insulation Min (Calculated)	Ampacity In Air (On Perforated Cable Tray)	Ampacity in Trunking (in Conduit)	Single-Phase	Three-Phase
(mm ²)	Ω/km	MΩ.km	A		mV/A/m	
16	1.910	431.337	79	77	4.40	4.12
25	1.200	481.172	99	91	3.04	2.65
35	0.868	375.935	123	114	2.20	1.91
50	0.641	274.103	150	138	1.14	1.42
70	0.443	250.458	192	177	1.13	0.95
95	0.320	213.079	233	214	0.82	0.71
120	0.253	213.435	270	249	-	0.57
150	0.206	220.421	312	287	-	0.46
185	0.164	220.192	356	328	-	0.38
240	0.125	210.271	419	388	-	0.30
300	0.100	206.688	483	447	-	0.25
400	0.078	195.053	560	518	-	0.21



1 - Core AL / PVC/ AWA / PVC Cable

IEC 60502-1; MS 2101 - 600/1000V



CONDUCTOR			Nom. Thick of Insulation	Nom. Thick of Bedding	Nom. Diameter of Armour Wire	Nom. Thick of Sheath	Approx. OD of Cable
Size	Nom. Diameter of Wire	Approx. Diameter					
<i>mm²</i>	<i>mm</i>	<i>mm</i>	<i>mm</i>	<i>mm</i>	<i>mm</i>	<i>mm</i>	<i>mm</i>
10	7/1.35 CS	3.97	1.0	1.0	1.04	1.8	13.92
16	7/1.70 CS	4.83	1.0	1.0	1.04	1.8	14.80
25	7/2.14 CS	6.08	1.2	1.0	1.04	1.8	16.48
35	7/2.52 CS	7.24	1.2	1.0	1.25	1.8	18.10
50	19/1.78 CS	8.26	1.4	1.0	1.25	1.8	19.54
70	19/2.14 CC	9.93	1.4	1.0	1.25	1.8	21.25
95	19/2.52 CC	11.68	1.6	1.0	1.6	1.8	24.04
120	37/2.03 CC	13.18	1.6	1.0	1.6	1.8	25.56
150	37/2.25 CC	14.61	1.8	1.0	1.6	1.8	27.42
185	37/2.52 CC	16.37	2.0	1.0	1.6	1.9	29.81
240	61/2.25 CC	18.79	2.2	1.0	1.6	2.0	32.88
300	61/2.52 CC	21.05	2.4	1.0	2.0	2.1	36.59
400	61/2.85 CC	23.80	2.6	1.2	2.0	2.2	40.40
500	61/3.20 CC	26.73	2.8	1.2	2.0	2.4	44.18
630	127/2.52 CC	30.39	2.8	1.2	2.5	2.6	49.32

Notes : CS : Circular Stranded Conductor (Class 2)
 CC : Circular Compacted Stranded Conductor (Class 2)




MYR 2,000,000 INSURANCE COVERED
 *T & C APPLY



1 - Core AL / PVC / AWA / PVC Cable

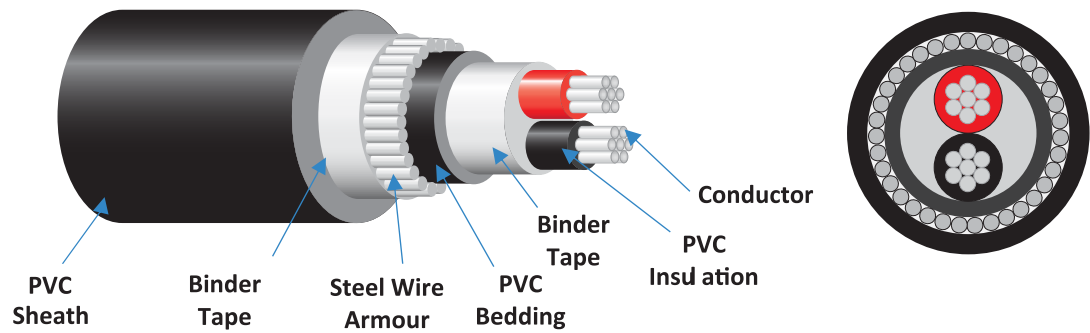
CURRENT-CARRYING CAPACITY (AMP) & VOLTAGE DROP (PER AMP PER METER)

Nominal Cross Sectional Area	Resistance at 20°C		Ambient Temperature 30°C		Voltage Drop	
	DC Conductor Max	Insulation Min (Calculated)	Ampacity In Air (Flat Touching & Trefoil)	Ampacity Clipped Direct	Single - Phase	Three - Phase
(mm ²)	Ω/km	MΩ.km	A		mV/A/m	
16	1.910	5.833	-	-	4.41	3.82
25	1.200	5.407	-	-	2.84	2.45
35	0.868	4.838	-	-	2.06	1.76
50	0.641	4.898	134	135	1.57	1.37
70	0.443	4.158	172	171	1.13	0.94
95	0.320	3.970	210	205	0.84	0.73
120	0.253	3.611	244	236	0.69	0.60
150	0.206	3.631	384	271	0.58	0.51
185	0.164	3.596	323	308	0.49	0.45
240	0.125	3.541	381	359	0.41	0.39
300	0.100	3.396	441	411	0.36	0.35
400	0.078	3.310	509	459	0.34	0.33
500	0.061	3.123	582	509	0.31	0.31
630	0.0605	3.123	582	-	0.29	0.30



2 - Core AL / PVC / SWA / PVC Cable

IEC 60502-1; MS 2103 - 600/1000V



CONDUCTOR			Nom. Thick of Insulation	Nom. Thick of Bedding	Nom. Diameter of Armour Wire	Nom. Thick of Sheath	Approx. OD of Cable
Size	Nom. Diameter of Wire	Approx. Diameter					
<i>mm²</i>	<i>mm</i>	<i>mm</i>	<i>mm</i>	<i>mm</i>	<i>mm</i>	<i>mm</i>	<i>mm</i>
10	7/1.35 CS	3.97	1.0	1.0	1.25	1.8	20.34
16	7/1.70 CS	4.83	1.0	1.0	1.25	1.8	22.09
25	7/2.14 CS	6.08	1.2	1.0	1.6	1.8	26.15
35	7/2.52 CS	7.24	1.2	1.0	1.6	1.8	28.50
50	19/1.78 CS	8.26	1.4	1.0	1.6	2.0	31.79
70	19/2.14 SS	-	1.4	1.0	1.6	2.0	30.05
95	19/2.52 SS	-	1.6	1.2	2.0	2.0	34.72
120	37/2.03 SS	-	1.6	1.2	2.0	2.4	37.97
150	37/2.25 SS	-	1.8	1.4	2.0	2.4	41.35
185	37/2.52 SS	-	2.0	1.4	2.5	2.4	45.87
240	61/2.25 SS	-	2.2	1.4	2.5	2.6	50.86
300	61/2.52 SS	-	2.4	1.6	2.5	2.6	55.58
400	61/2.85 SS	-	2.6	1.6	2.5	3.2	61.92
500	61/3.20 SS	-	2.8	1.6	2.5	3.2	67.32
630	127/2.52 SS	-	2.8	1.6	2.5	3.5	73.88

Notes : CS : Circular Stranded Conductor (Class 2)
 CC : Circular Compacted Stranded Conductor (Class 2)
 SS : Shaped Stranded Conductor (Class 2)




MYR 2,000,000 INSURANCE COVERED
 *T & C APPLY



2 - Core AL / PVC / SWA / PVC Cable

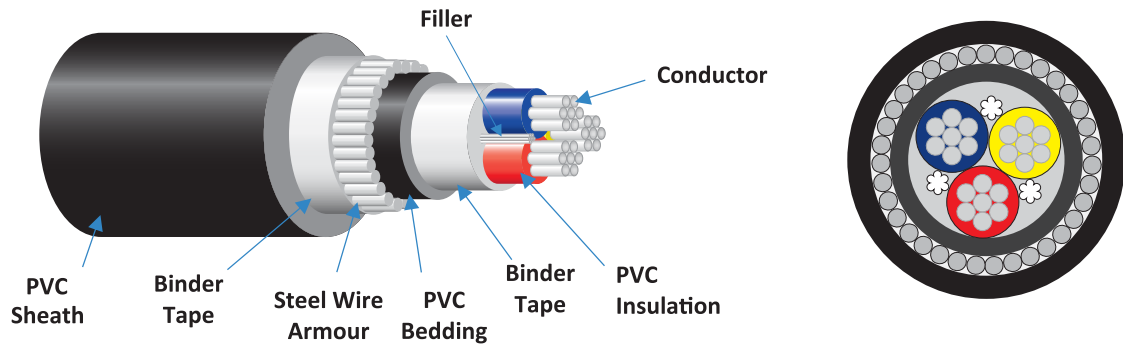
CURRENT-CARRYING CAPACITY (AMP) & VOLTAGE DROP (PER AMP PER METER)

Nominal Cross Sectional Area	Resistance at 20°C		Ambient Temperature 30°C		Voltage Drop	
	DC Conductor Max	Insulation Min (Calculated)	Ampacity In Air (Flat Touching & Trefoil)	Ampacity In Trunking (In Conduit)	Single - Phase	Three - Phase
(mm ²)	Ω/km	MΩ.km	A		mV/A/m	
16	1.910	5.833	63	-	4.41	3.82
25	1.200	5.407	82	79	2.84	2.45
35	0.868	4.838	101	95	2.06	1.76
50	0.641	4.898	122	112	1.52	1.32
70	0.443	4.158	155	138	1.03	0.90
95	0.320	3.970	191	162	0.77	0.67
120	0.253	3.611	221	184	-	0.54
150	0.206	3.631	256	208	-	0.43
185	0.164	3.596	294	233	-	0.36
240	0.125	3.541	351	268	-	0.29
300	0.100	3.396	409	303	-	0.25
400	0.078	3.310	474	351	-	0.21



3 - Core AL / PVC/ SWA / PVC Cable

IEC 60502-1; MS 2103 - 600/1000V



CONDUCTOR			Nom. Thick of Insulation	Nom. Thick of Bedding	Nom. Diameter of Armour Wire	Nom. Thick of Sheath	Approx. OD of Cable
Size	Nom. Diameter of Wire	Approx. Diameter					
mm ²	mm	mm	mm	mm	mm	mm	mm
10	7/1.35 CS	3.97	1.0	1.0	1.25	1.8	20.95
16	7/1.70 CS	4.83	1.0	1.0	1.25	1.8	22.78
25	7/2.14 CS	6.08	1.2	1.0	1.6	1.8	27.01
35	7/2.52 CS	7.24	1.2	1.0	1.6	1.8	29.48
50	19/1.78 CS	8.26	1.4	1.0	1.6	2.0	32.91
70	19/2.14 SS	-	1.4	1.2	2.0	2.0	35.11
95	19/2.52 SS	-	1.6	1.2	2.0	2.0	39.25
120	37/2.03 SS	-	1.6	1.2	2.0	2.4	42.96
150	37/2.25 SS	-	1.8	1.4	2.5	2.4	47.91
185	37/2.52 SS	-	2.0	1.4	2.5	2.4	52.07
240	61/2.25 SS	-	2.2	1.6	2.5	2.6	58.32
300	61/2.52 SS	-	2.4	1.6	2.5	2.6	63.45
400	61/2.85 SS	-	2.6	1.6	3.15	3.2	72.07
500	61/3.20 SS	-	2.8	1.6	3.15	3.2	78.49
630	127/2.52 SS	-	2.8	1.6	3.15	3.5	86.15

Notes : CS : Circular Stranded Conductor (Class 2)
 CC : Circular Compacted Stranded Conductor (Class 2)
 SS : Shaped Stranded Conductor (Class 2)




MYR 2,000,000 INSURANCE COVERED
 *T & C APPLY



3 - Core AL / PVC / SWA / PVC Cable

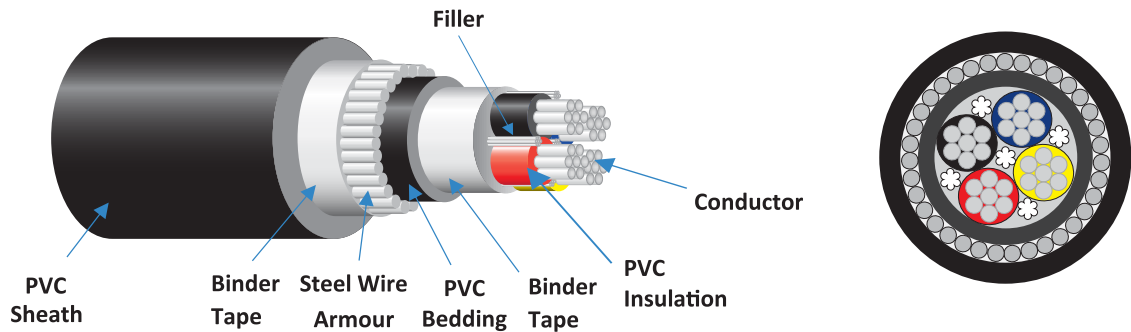
CURRENT-CARRYING CAPACITY (AMP) & VOLTAGE DROP (PER AMP PER METER)

Nominal Cross Sectional Area	Resistance at 20°C		Ambient Temperature 30°C		Voltage Drop	
	DC Conductor Max	Insulation Min (Calculated)	Ampacity In Air (Flat Touching & Trefoil)	Ampacity In Trunking (In Conduit)	Single - Phase	Three - Phase
(mm ²)	Ω/km	MΩ.km	A		mV/A/m	
16	1.910	5.833	63	-	4.41	3.82
25	1.200	5.407	82	79	2.84	2.45
35	0.868	4.838	101	95	2.06	1.76
50	0.641	4.898	122	112	1.52	1.32
70	0.443	4.158	155	138	1.03	0.90
95	0.320	3.970	191	162	0.77	0.67
120	0.253	3.611	221	184	-	0.54
150	0.206	3.631	256	208	-	0.43
185	0.164	3.596	294	233	-	0.36
240	0.125	3.541	351	268	-	0.29
300	0.100	3.396	409	303	-	0.25
400	0.078	3.310	474	351	-	0.21



4 - Core AL / PVC / SWA / PVC Cable

IEC 60502-1; MS 2103 - 600/1000V



CONDUCTOR			Nom. Thick of Insulation	Nom. Thick of Bedding	Nom. Diameter of Armour Wire	Nom. Thick of Sheath	Approx. OD of Cable
Size	Nom. Diameter of Wire	Approx. Diameter					
mm ²	mm	mm	mm	mm	mm	mm	mm
10	7/1.35 CS	3.97	1.0	1.0	1.6	1.8	22.87
16	7/1.70 CS	4.83	1.0	1.0	1.6	1.8	24.88
25	7/2.14 CS	6.08	1.2	1.0	1.6	1.8	28.73
35	7/2.52 CS	7.24	1.2	1.0	1.6	1.8	31.44
50	19/1.78 CS	8.26	1.4	1.0	1.6	2.1	34.24
70	19/2.14 SS	-	1.4	1.2	2.0	2.1	38.54
95	19/2.52 SS	-	1.6	1.2	2.0	2.1	43.23
120	37/2.03 SS	-	1.6	1.4	2.5	2.5	48.74
150	37/2.25 SS	-	1.8	1.4	2.5	2.5	52.73
185	37/2.52 SS	-	2.0	1.4	2.5	2.5	57.44
240	61/2.25 SS	-	2.2	1.6	2.5	3.0	65.02
300	61/2.52 SS	-	2.4	1.6	2.5	3.0	70.82
400	61/2.85 SS	-	2.6	1.8	3.15	3.5	81.91
500	61/3.20 SS	-	2.8	1.8	3.15	3.5	89.35
630	127/2.52 SS	-	2.8	1.8	3.15	4.0	98.53

Notes : CS : Circular Stranded Conductor (Class 2)
 CC : Circular Compacted Stranded Conductor (Class 2)
 SS : Shaped Stranded Conductor (Class 2)




MYR 2,000,000 INSURANCE COVERED
 *T & C APPLY



4 - Core AL / PVC / SWA / PVC Cable

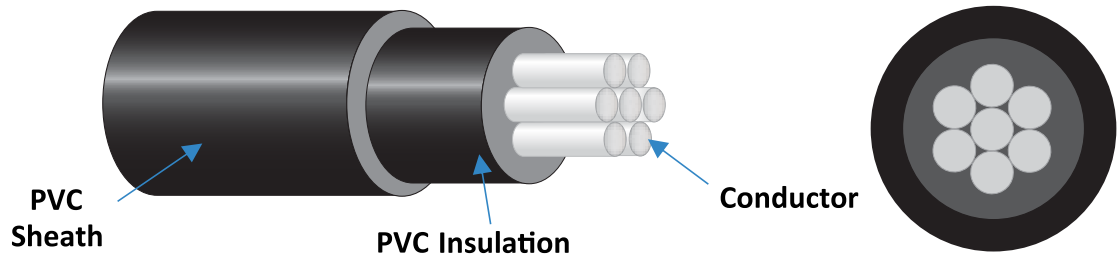
CURRENT-CARRYING CAPACITY (AMP) & VOLTAGE DROP (PER AMP PER METER)

Nominal Cross Sectional Area	Resistance at 20°C		Ambient Temperature 30°C		Voltage Drop	
	DC Conductor Max	Insulation Min (Calculated)	Ampacity In Air (Flat Touching & Trefoil)	Ampacity In Trunking (In Conduit)	Single - Phase	Three - Phase
(mm ²)	Ω/km	MΩ.km	A		mV/A/m	
16	1.910	5.833	63	-	4.41	3.82
25	1.200	5.407	82	79	2.84	2.45
35	0.868	4.838	101	95	2.06	1.76
50	0.641	4.898	122	112	1.52	1.32
70	0.443	4.158	155	138	1.03	0.90
95	0.320	3.970	191	162	0.77	0.67
120	0.253	3.611	221	184	-	0.54
150	0.206	3.631	256	208	-	0.43
185	0.164	3.596	294	233	-	0.36
240	0.125	3.541	351	268	-	0.29
300	0.100	3.396	409	303	-	0.25
400	0.078	3.310	474	351	-	0.21



1 - Core AL / PVC/ PVC Cable

IEC 60502-1 - 600/1000V



CONDUCTOR			Nom. Thick of Insulation	Nom. Thick of Sheath	Approx. OD of Cable
Size	Nom. Diameter of Wire	Approx. Diameter			
<i>mm²</i>	<i>mm</i>	<i>mm</i>	<i>mm</i>	<i>mm</i>	<i>mm</i>
10	7/1.35 CS	3.97	1.0	1.4	8.95
16	7/1.70 CS	4.83	1.0	1.4	9.82
25	7/2.14 CS	6.08	1.2	1.4	11.51
35	7/2.52 CS	7.24	1.2	1.4	12.69
50	19/1.78 CS	8.26	1.4	1.4	14.14
70	19/2.14 CC	9.93	1.4	1.4	15.84
95	19/2.52 CC	11.68	1.6	1.6	18.44
120	37/2.03 CC	13.18	1.6	1.6	19.97
150	37/2.25 CC	14.61	1.8	1.6	21.84
185	37/2.52 CC	16.37	2.0	1.6	24.04
240	61/2.25 CC	18.79	2.2	1.8	27.33
300	61/2.52 CC	21.05	2.4	1.8	30.04
400	61/2.85 CC	23.80	2.6	2.0	33.66
500	61/3.20 CC	26.73	2.8	2.0	37.06
630	127/2.52 CC	30.39	2.8	2.0	40.79

Notes : CS : Circular Stranded Conductor (Class 2)
 CC : Circular Compacted Stranded Conductor (Class 2)




MYR 2,000,000 INSURANCE COVERED
 *T & C APPLY



1 - Core AL / PVC / PVC Cable

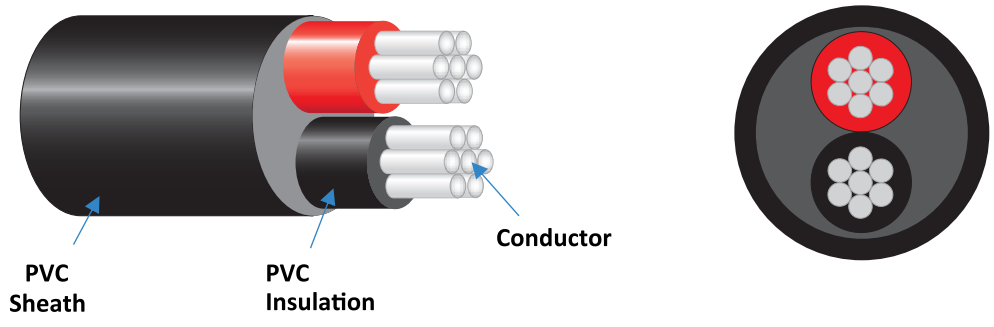
CURRENT-CARRYING CAPACITY (AMP) & VOLTAGE DROP (PER AMP PER METER)

Nominal Cross Sectional Area	Resistance at 20°C		Ambient Temperature 30°C		Voltage Drop	
	DC Conductor Max	Insulation Min (Calculated)	Ampacity In Air (Flat Touching & Trefoil)	Ampacity in Trunking (in Conduit)	Single - Phase	Three - Phase
(mm ²)	Ω/km	MΩ.km	A		mV/A/m	
16	1.910	5.833	75	49	4.41	3.82
25	1.200	5.407	99	63	2.84	2.45
35	0.868	4.838	123	78	2.06	1.76
50	0.641	4.898	131	106	1.57	1.37
70	0.443	4.158	170	135	1.13	0.94
95	0.320	3.970	208	163	0.84	0.73
120	0.253	3.611	243	189	0.69	0.60
150	0.206	3.631	281	207	0.58	0.51
185	0.164	3.596	324	233	0.49	0.45
240	0.125	3.541	384	273	0.41	0.39
300	0.100	3.396	445	311	0.36	0.35
400	0.078	3.310	520	357	0.34	0.33
500	0.0605	3.123	605	411	0.31	0.31
630	0.047	2.776	697	469	0.29	0.30



2 - Core AL / PVC/ PVC Cable

IEC 60502-1; MS 2102 - 2007 - 600/1000V



CONDUCTOR			Nom. Thick of Insulation	Nom. Thick of Sheath	Approx. OD of Cable
Size	Nom. Diameter of Wire	Approx. Diameter			
<i>mm²</i>	<i>mm</i>	<i>mm</i>	<i>mm</i>	<i>mm</i>	<i>mm</i>
10	7/1.35 CS	3.97	1.0	1.8	15.77
16	7/1.70 CS	4.83	1.0	1.8	17.52
25	7/2.14 CS	6.08	1.2	1.8	20.87
35	7/2.52 CS	7.24	1.2	1.8	23.22
50	19/1.78 CS	8.26	1.4	1.8	26.11
70	19/2.14 SS	-	1.4	1.8	24.33
95	19/2.52 SS	-	1.6	2.0	27.17
120	37/2.03 SS	-	1.6	2.0	30.66
150	37/2.25 SS	-	1.8	2.2	34.04
185	37/2.52 SS	-	2.0	2.4	37.95
240	61/2.25 SS	-	2.2	2.4	41.88
300	61/2.52 SS	-	2.4	2.8	47.66
400	61/2.85 SS	-	2.6	3.0	53.19
500	61/3.20 SS	-	2.8	3.0	58.59
630	127/2.52 SS	-	2.8	3.0	64.54

Notes : CS : Circular Stranded Conductor (Class 2)
 CC : Circular Compacted Stranded Conductor (Class 2)
 SS : Shaped Stranded Conductor (Class 2)




MYR 2,000,000 INSURANCE COVERED
 *T & C APPLY



2 - Core AL / PVC / PVC Cable

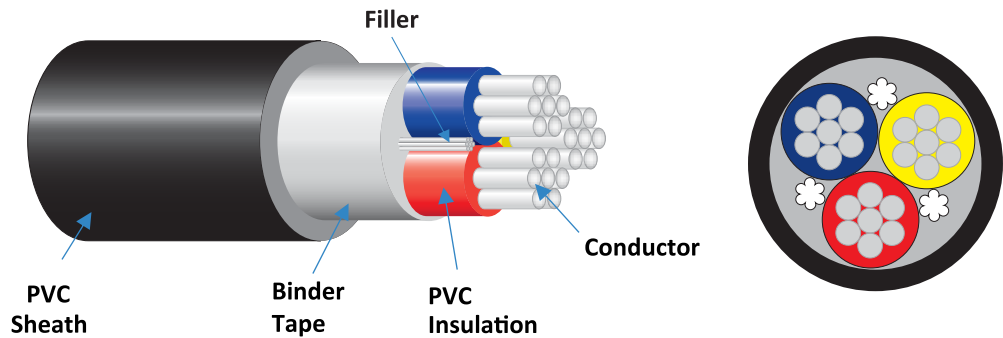
CURRENT-CARRYING CAPACITY (AMP) & VOLTAGE DROP (PER AMP PER METER)

Nominal Cross Sectional Area	Resistance at 20°C		Ambient Temperature 30°C		Voltage Drop	
	DC Conductor Max	Insulation Min (Calculated)	Ampacity In Air (On Perforated Cable Tray)	Ampacity in Trunking (in Conduit)	Single-Phase	Three-Phase
(mm ²)	Ω/km	MΩ.km	A		mV/A/m	
16	1.910	5.833	63	49	4.41	3.82
25	1.200	5.407	80	63	2.84	2.45
35	0.868	4.838	98	78	2.06	1.76
50	0.641	4.898	120	93	1.52	1.32
70	0.443	4.158	154	118	1.03	0.90
95	0.320	3.970	188	141	0.77	0.67
120	0.253	3.611	217	162	-	0.54
150	0.206	3.631	251	179	-	0.43
185	0.164	3.596	287	202	-	0.36
240	0.125	3.541	338	235	-	0.29
300	0.100	3.396	391	269	-	0.25



3 - Core AL / PVC/ PVC Cable

IEC 60502-1; MS 2102 - 2007 - 600/1000V



CONDUCTOR			Nom. Thick of Insulation	Nom. Thick of Sheath	Approx. OD of Cable
Size	Nom. Diameter of Wire	Approx. Diameter			
<i>mm²</i>	<i>mm</i>	<i>mm</i>	<i>mm</i>	<i>mm</i>	<i>mm</i>
10	7/1.35 CS	3.97	1.0	1.8	16.38
16	7/1.70 CS	4.83	1.0	1.8	18.21
25	7/2.14 CS	6.08	1.2	1.8	21.73
35	7/2.52 CS	7.24	1.2	1.8	24.20
50	19/1.78 CS	8.26	1.4	1.8	27.23
70	19/2.14 SS	-	1.4	1.8	27.56
95	19/2.52 SS	-	1.6	2.0	32.00
120	37/2.03 SS	-	1.6	2.0	34.82
150	37/2.25 SS	-	1.8	2.2	38.66
185	37/2.52 SS	-	2.0	2.4	43.12
240	61/2.25 SS	-	2.2	2.4	48.42
300	61/2.52 SS	-	2.4	2.8	54.22
400	61/2.85 SS	-	2.6	3.0	60.54
500	61/3.20 SS	-	2.8	3.0	66.80
630	127/2.52 SS	-	2.8	3.0	73.67

Notes : CS : Circular Stranded Conductor (Class 2)
 CC : Circular Compacted Stranded Conductor (Class 2)
 SS : Shaped Stranded Conductor (Class 2)




MYR 2,000,000 INSURANCE COVERED
 *T & C APPLY



3 - Core AL / PVC / PVC Cable

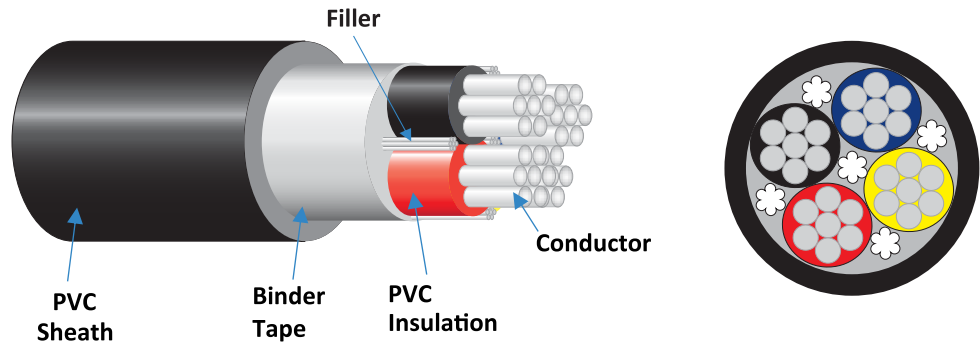
CURRENT-CARRYING CAPACITY (AMP) & VOLTAGE DROP (PER AMP PER METER)

Nominal Cross Sectional Area	Resistance at 20°C		Ambient Temperature 30°C		Voltage Drop	
	DC Conductor Max	Insulation Min (Calculated)	Ampacity In Air (On Perforated Cable Tray)	Ampacity in Trunking (in Conduit)	Single-Phase	Three-Phase
(mm ²)	Ω/km	MΩ.km	A		mV/A/m	
16	1.910	5.833	63	49	4.41	3.82
25	1.200	5.407	80	63	2.84	2.45
35	0.868	4.838	98	78	2.06	1.76
50	0.641	4.898	120	93	1.52	1.32
70	0.443	4.158	154	118	1.03	0.90
95	0.320	3.970	188	141	0.77	0.67
120	0.253	3.611	217	162	-	0.54
150	0.206	3.631	251	179	-	0.43
185	0.164	3.596	287	202	-	0.36
240	0.125	3.541	338	235	-	0.29
300	0.100	3.396	391	269	-	0.25



4 - Core AL / PVC/ PVC Cable

IEC 60502-1; MS 2102 - 2007 - 600/1000V



CONDUCTOR			Nom. Thick of Insulation	Nom. Thick of Sheath	Approx. OD of Cable
Size	Nom. Diameter of Wire	Approx. Diameter			
<i>mm²</i>	<i>mm</i>	<i>mm</i>	<i>mm</i>	<i>mm</i>	<i>mm</i>
10	7/1.35 CS	3.97	1.0	1.8	17.59
16	7/1.70 CS	4.83	1.0	1.8	19.60
25	7/2.14 CS	6.08	1.2	1.8	23.45
35	7/2.52 CS	7.24	1.2	1.8	26.16
50	19/1.78 CS	8.26	1.4	1.8	29.47
70	19/2.14 SS	-	1.4	1.8	31.43
95	19/2.52 SS	-	1.6	2.0	36.53
120	37/2.03 SS	-	1.6	2.0	39.81
150	37/2.25 SS	-	1.8	2.2	44.20
185	37/2.52 SS	-	2.0	2.4	49.32
240	61/2.25 SS	-	2.2	2.4	56.66
300	61/2.52 SS	-	2.4	2.8	63.41
400	61/2.85 SS	-	2.6	3.0	70.85
500	61/3.20 SS	-	2.8	3.0	78.28
630	127/2.52 SS	-	2.8	3.0	86.46

Notes : CS : Circular Stranded Conductor (Class 2)
 CC : Circular Compacted Stranded Conductor (Class 2)
 SS : Shaped Stranded Conductor (Class 2)




MYR 2,000,000 INSURANCE COVERED
 *T & C APPLY



4 - Core AL / PVC / PVC Cable

CURRENT-CARRYING CAPACITY (AMP) & VOLTAGE DROP (PER AMP PER METER)

Nominal Cross Sectional Area	Resistance at 20°C		Ambient Temperature 30°C		Voltage Drop	
	DC Conductor Max	Insulation Min (Calculated)	Ampacity In Air (On Perforated Cable Tray)	Ampacity in Trunking (in Conduit)	Single-Phase	Three-Phase
(mm ²)	Ω/km	MΩ.km	A		mV/A/m	
16	1.910	5.833	63	49	4.41	3.82
25	1.200	5.407	80	63	2.84	2.45
35	0.868	4.838	98	78	2.06	1.76
50	0.641	3.723	120	93	1.52	1.32
70	0.443	3.139	154	118	1.03	0.90
95	0.320	3.031	188	141	0.77	0.67
120	0.253	2.785	217	162	-	0.54
150	0.206	2.791	251	179	-	0.43
185	0.164	2.730	287	202	-	0.36
240	0.125	2.678	338	235	-	0.29
300	0.100	2.722	391	269	-	0.25



BARE COPPER

IEC-60228



CLASS 2 BARE COPPER				Maximum Resistance Conductor at 20°C
Nominal Cross-Sectional Area	Quantity of Wire	Approx. Wire Size	Approx. Diameter	CLASS 2
<i>mm²</i>	<i>pcs</i>	<i>mm</i>	<i>mm</i>	Ω/km
16	7	1.70 CS	5.00	1.15
25	7	2.14 CS	6.20	0.727
35	7	2.52 CS	7.40	0.524
50	19	1.78 CS	8.60	0.387
70	19	2.14 CC	10.35	0.268
95	19	2.52 CC	12.30	0.193
120	37	2.03 CC	14.00	0.153
150	37	2.25 CC	15.40	0.124
185	37	2.52 CC	17.20	0.0991
240	61	2.25 CC	19.70	0.0754
300	61	2.52 CC	22.00	0.0601
400	61	2.85 CC	24.70	0.0470
500	61	3.20 CC	27.60	0.0366
630	127	2.52 CC	31.60	0.0283
800	127	2.85 CC	35.60	0.0221
1000	127	3.20 CC	39.20	0.0176

Notes : CS : Circular Stranded Conductor (Class 2)
CC : Circular Compacted Stranded Conductor (Class 2)



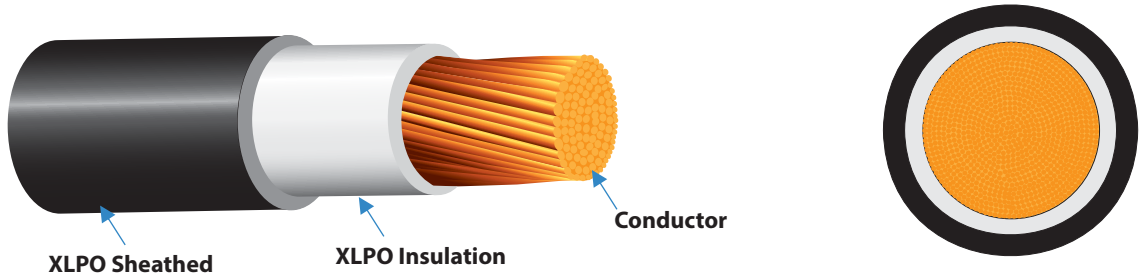
MYR 2,000,000 INSURANCE COVERED
*T & C APPLY





Solar Cable

EN 60332-1-2, EN 60811-501, EN 50618 H1Z2Z2-K DC 1.5kV



CONDUCTOR Size	Nominal Insulation Thickness	Nominal Thickness of Sheathed	Approx. Overall Diameter	Approx. Weight of Cable
<i>mm²</i>	<i>mm</i>	<i>mm</i>	<i>mm</i>	<i>(kg/km)</i>
1.5	0.7	0.8	4.6	36.0
2.5	0.7	0.8	5.0	47.3
4	0.7	0.8	5.7	61.9
6	0.7	0.8	6.3	80.5
10	0.7	0.8	7.2	125.5
16	0.7	0.9	8.6	185.6
25	0.9	1.0	11.1	296.7
35	0.9	1.1	13.0	426.7
50	1.0	1.2	15.1	567.1
70	1.1	1.2	17.2	781.2
95	1.1	1.3	18.6	972.8
120	1.2	1.3	20.6	1239.7
150	1.4	1.4	23.4	1534.2
185	1.6	1.6	25.5	1863.1
240	1.7	1.7	28.7	2459.6



MYR 2,000,000 INSURANCE COVERED
*T & C APPLY



Solar Cable

ELECTRICAL CHARACTERISTICS

Nominal cross sectional area of conductors	Max. Conductor DC resistance at 20°C	Minimum Insulation Resistance at 20°C	Minimum Insulation Resistance at 90°C	Current carrying capacity according to method of Installation A		
				Single cable free in air	Single cable on a surface	Two loaded, cables touching, on a surface
(mm ²)	Ω/km	MΩ.km	MΩ.km			
1.5	13.7	860	0.86	30	29	24
2.5	8.21	690	0.69	41	39	33
4	5.09	580	0.58	55	52	44
6	3.39	500	0.50	70	67	57
10	1.95	420	0.42	98	93	79
16	1.24	340	0.34	132	125	107
25	0.795	340	0.34	176	167	142
35	0.565	290	0.29	218	207	176
50	0.393	270	0.27	276	262	221
70	0.277	250	0.25	347	330	278
95	0.210	220	0.22	416	395	333
120	0.164	210	0.21	488	464	390
150	0.132	210	0.21	566	538	453
185	0.108	200	0.20	644	612	515
240	0.0817	200	0.20	775	736	620

CU & AL Conversion Table

PVC Cable

Nominal Cross Sectional Area	Cu conductor current rating	Voltage drop CU conductor	Voltage drop AL conductor	Equivalent current rating of AL conductor	Nominal Cross Sectional Area
For CU (mm ²)	(Amp)	mv/M (V/A/km)	mv/M (V/A/km)	(Amp)	For AL (mm ²)
1.5	20	30.86	11.76	23	4
2.5	28	18.9	7.86	33	6
4	38	11.67	4.05	58	10
6	48	7.86	2.55	83	16
10	65	4.67	1.62	105	25
16	90	2.95	1.17	125	35
25	115	1.87	0.88	150	50
35	145	1.25	0.62	185	70
50	170	1.01	0.45	220	95
70	220	0.71	0.38	250	120
95	260	0.52	0.33	285	150
120	410	0.43	0.28	320	185
150	350	0.36	0.24	375	240
185	410	0.3	0.21	425	300
240	480	0.25	0.2	490	400
300	560	0.22	0.18	560	500
400	650	0.2	0.17	645	630
500	750	0.19			
630	880	0.18			

CU & AL Conversion Table

XLPE / PVC Cable

Nominal Cross Sectional Area	Cu conductor current rating	Voltage drop CU conductor	Voltage drop AL conductor	Equivalent current rating of AL conductor	Nominal Cross Sectional Area
For CU (mm ²)	(Amp)	mv/M (V/A/km)	mv/M (V/A/km)	(Amp)	For AL (mm ²)
10	85	4.04	4.25	83	16
16	110	2.55	2.75	105	25
25	150	1.62	1.65	125	35
35	180	1.17	1.47	150	50
50	230	0.87	0.97	192	70
70	285	0.61	0.62	242	95
95	350	0.45	0.47	285	120
120	410	0.37	0.39	325	150
150	480	0.32	0.33	375	185
185	540	0.26	0.28	455	240
240	640	0.22	0.24	545	300
300	740	0.2	0.21	625	400
400	880	0.17	0.19	732	500
500	1000	0.16	0.17	827	630
630	1300	0.15			

CU & AL Conversion Table

XLPE / SWA / PVC Cable

Nominal Cross Sectional Area	Cu conductor current rating	Voltage drop CU conductor	Voltage drop AL conductor	Equivalent current rating of AL conductor	Nominal Cross Sectional Area
For CU (mm ²)	(Amp)	mv/M (V/A/km)	mv/M (V/A/km)	(Amp)	For AL (mm ²)
10	73	4.0	4.2	76	16
16	94	2.5	2.7	90	25
25	124	1.65	1.45	136	50
35	154	1.15	0.97	174	70
50	187	0.87	0.72	211	95
70	238	0.60	0.58	245	120
95	289	0.45	0.47	283	150
120	335	0.37	0.39	323	185
150	386	0.30	0.31	382	240
185	441	0.26	0.26	440	300
240	520	0.21	0.22	517	400
300	599	0.185	0.19	605	500
400	673	0.165	0.175	691	630

Achievement

Recognized by Multiple Institution & Certificated Awarded

- Malaysia

JKR



SIRIM



SURUHANJAYA TENAGA



ISO 9001



TUV Solar



MY HIJAU



TNB



MCMA




- Singapore

PSB



INTERTEK





Patents

Any copying of protected products is a violation of these rights and, as such, shall be liable to compensation. Data and illustrations in this catalogue do not discharge the user from the obligation to carry out his own checks to determine whether the industrial property rights of third parties are infringed.

Product liability

We strive to meet our customers' needs and offer tailored made solutions to your problems. Our products undergo rigorous quality tests and are recognised for its efficiency and durability. We are committed to building a safe, robust and innovative working environment. Following our company motto, we believe in sustainability and made great strides in producing eco-friendly cables.


(IEC) International Standard

(MS) Malaysia Standard

(SS) Singapore Standard

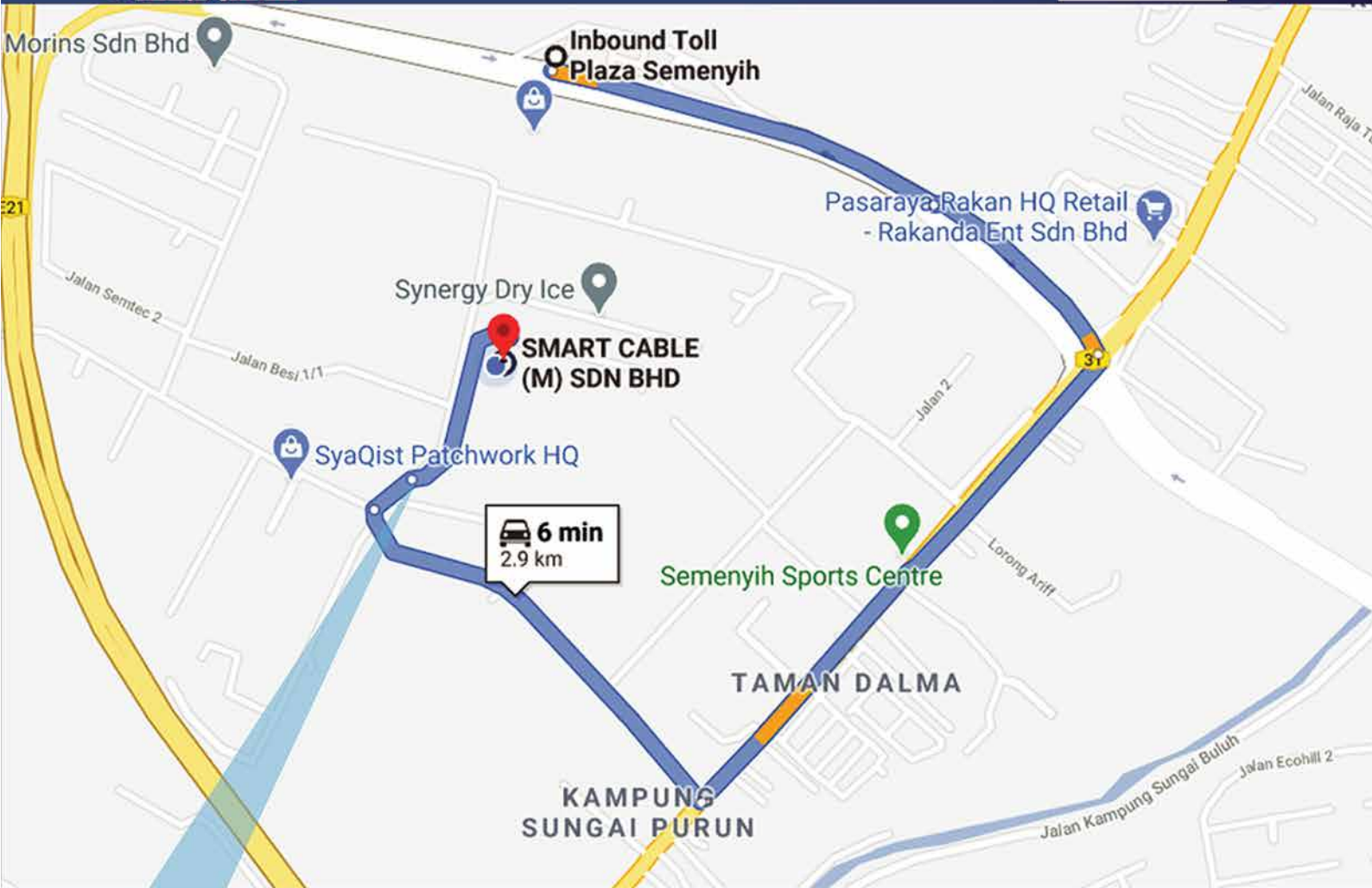
Singapore TUV SUV PSB Product Certification Mark

SIRIM QAS International Sdn Bhd Product Certification License.





良心企業



Smart Cable (M) Sdn Bhd

(897701-W)



Lot 24088, Jalan Bangi, Batu 1 1/2,
43500 Semenyih, Selangor.



enquiry@smartcable.com.my



Phone : +603-8724 1888 / 8724 1988
Fax : +603-8724 1788



www.smartcable.com.my